

2023 CATALOGUE



Pro-Lock



Pro-Lock



Pro-Rib



7/8 Corrugated



Residential



Agricultural



Commercial

INDEX

GENERAL INFORMATION

METAL PANEL SELECTOR

PRO-RIB, TUFF-RIB, LO-RIB PANELS

PB-RIB PANELS

7/8" CORRUGATED PANELS

PRO-LOCK - HIDDEN FASTENER PANELS

PVC PANELS

EX-CEL® CELLULAR PVC

POLYCARBONATES & LAMINATES

CANNONBALL SLIDING DOORS

FASTENERS

DISPLAYS & WARRANTY

ORDER DESK

Toll Free Phone: 1-800-665-1027
Toll Free Fax: 1-800-265-6001
Phone: (204) 727-2100
Fax: (204) 727-4309
Order Desk: orderdesk@domtek.ca
Shipping: shipping@domtek.ca

P.O. Box 20078
Brandon, Manitoba
R7A 6Y8

www.domtek.ca

 [domtek_building_products](https://www.instagram.com/domtek_building_products)

CONDITIONS OF SALE

1. (a) GST: GOODS & SERVICES TAX: not included in list pricing, shown as separate line on invoicing.
(b) PST or HST: extra (if applicable)
 2. **PAYMENT TERMS:**
 - (a) All purchases are due and payment to be received on or before the 15th of the month following the date of invoice.
 - (b) Preferred method of payment on account is by Cheque, EFT, e-Transfer or Online Bill Payment Service with BMO and most Credit Unions.
 - (c) All overdue accounts are subject to an interest rate of 2% per month. *24% per annum, calculated from the date they became past due. * subject to change
 - (d) FOB: Brandon Plant
 3. **ORDERING:**

Buyer assumes responsibility for the accuracy of verbal orders unless written confirmation is received prior to fabrication.
 4. **RETURN OF GOODS:**
 - (a) Merchandise may not be returned without prior written authorization.
 - (b) A 15% minimum handling fee will be charged on the sale price of all returned goods.
 - (c) Special orders filled to your specification cannot be cancelled or returned.
 - (d) Returns are to be completed within 60 days of purchase.
 - (e) All returns to be accompanied by original invoice number.
 5. **FREIGHT CLAIMS:**

Examine shipment immediately when received. Claims for damaged or missing goods should be reported with the carrier within 7 days.
 6. **LIMITS OF LIABILITY:**

If the product is found defective or does not conform to the terms of the order as accepted by the seller, the seller will replace such products as proved defective or allow credit for the invoice price of such products.

In no event shall the seller's liability exceed the invoice of the defective products. The labour cost for erection shall at no time be the basis of a claim; all defects must be reported before the use or erection of the material. This warranty replaces any other warranty, expressed or implied, whether statutory or otherwise. In no event shall the seller or any of its employees or associated independent contractors be liable for consequential damages, how ever caused.
 7. **OTHER CONDITIONS OF SALE:**
 - (a) All prices are subject to change without notice and all orders will be accepted subject to the express condition that the seller's prices and transportation charges in effect at time of shipment.
 - (b) All products shall be delivered in accordance with the manufacturer's standard practice and shall be subject to the normal tolerances, variations and limitations in respect of dimensions, weight, accuracy, functions, composition, mechanical properties, internal conditions and quality, to deviations from such tolerances, variations and limitations consistent with practical testing and inspecting methods, and to the seller's regular mill practice of over and under shipment.
-

WHAT'S YOUR PROJECT?



Residential



Agricultural








Arch Building



Commercial

C H O O S E Y O U R P A N E L



Exposed Fasteners










Hidden Fasteners



Exposed Fasteners

SEE NEXT PAGES FOR PANEL SPECIFICATIONS

METAL ROOFING & WALL PANELS

PRO-Rib
Metal Roofing and Cladding

2/12 Min.
Minimum Slope

36"
Panel Width

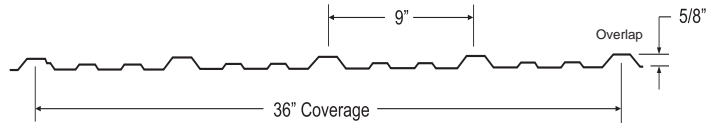

Residential

Agricultural

Commercial

28
Gauge

26
Gauge



TUFF-Rib
Metal Roofing and Cladding

2/12 Min.
Minimum Slope

36"
Panel Width

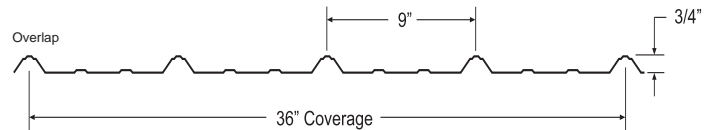

Residential

Agricultural

Commercial

28
Gauge

26
Gauge



LO-Rib
Metal Roofing and Cladding

Fastener Channel

36"
Panel Width

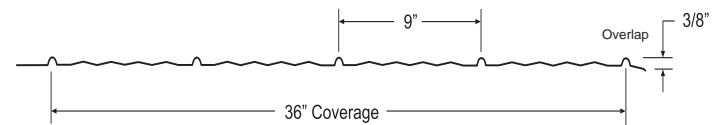

Arch Buildings

Agricultural

Residential

28
Gauge

26
Gauge



PB-Rib
Metal Roofing and Cladding

1/12 Min.
Minimum Slope

36"
Panel Width

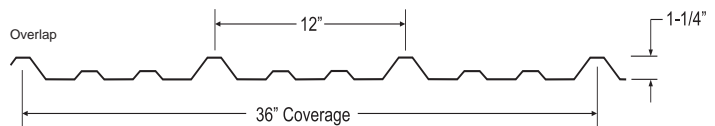

Commercial

Agricultural


Industrial

26
Gauge

24
Gauge

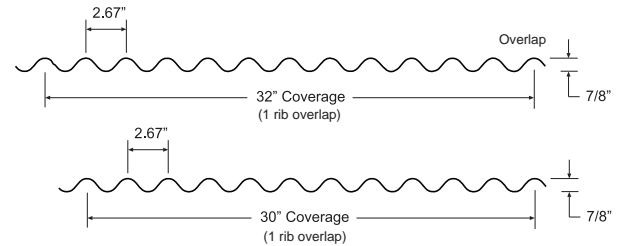


7/8 Corrugated
METAL ROOFING & CLADDING



32" coverage is available in 26ga. and 24ga.
30" coverage is available in 28ga.

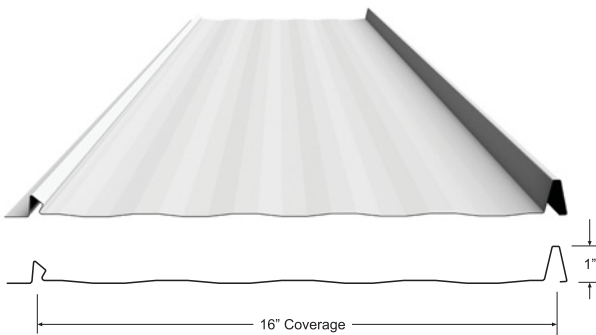
Minimum Slope	Panel Coverage	Panel Coverage	Commercial	Agricultural	Industrial	Residential	Gauge	Gauge	Gauge



28ga. panel in 30" coverage is for wall applications only.

PRO-LOCK
HIDDEN FASTENER METAL ROOFING


Pro-Lock Panel - Striations (S/T)



Available in both 16" and 12"


Minimum Slope	Hidden Fasteners	Panel Widths	Panel Widths	Residential	Commercial	Gauge	Gauge

Pro-Lock Panel - Extra Definition (XD)



Available in both 16" and 12"

Pro-Lock Panel - Minor Ribs (M/R)

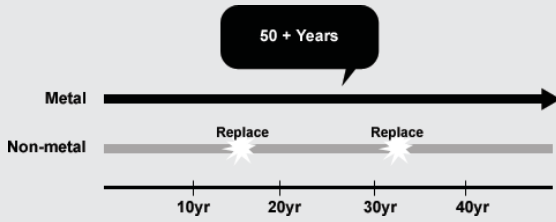


Available in 12" only

WHY SHOULD YOU CHOOSE DOMTEK METAL ROOFING?


THE QUALITY OF YOUR INVESTMENT

Metal roofing from Domtek is guaranteed for 40 years. So forget about having to re-roof for a very long time.



ENERGY EFFICIENT

Be cooler in the summer. Because metal roofing and wall cladding acts as a radiant barrier, it helps to reduce the heat load on your building saving you money on cooling costs.



SAVE THE ENVIRONMENT

It's estimated that over 1 billion pounds of asphalt shingles are dumped into landfills every year! Domtek's metal roofing and cladding is 100% recyclable.



We have used numerous different metal companies over the last 10 yrs and nothing compares to Domtek. Their metal panels are manufactured to perfection and makes installation a breeze. We take pride in our projects and Domtek takes pride in their products. This combination keeps our customers satisfied everytime.

- Manitoba Contractor



INDEX

PRO-RIB / TUFF-RIB / LO-RIB PANELS / TRIMS & ACCESSORIES

Pro-Rib, Tuff-Rib, Lo-Rib Panel Profiles.....	PR-2
Gauges and Colours.....	PR-3 / 4
Flat Stock.....	PR-5
Perforated Panels.....	PR-6
Pro-Rib Metal Soffit	PR-7
Square Foot Coverage Tables	PR-8 / 9
Building Trims and Flashings	PR-10 / 11
Pro-Rib / Tuff-Rib / Lo-Rib Trims & Flashings	PR-12 to 27
Bi-fold Door Trims & Flashings.....	PR-28 to 31
Arch Trim Calculation	PR-32
Fasteners.....	PR-33
Dektite / Dekstrip Flexible Flashing	PR-34
Ridge Venting and Closures.....	PR-35
Hip & Valley Closures	PR-36
Durasil Sealant Adhesive / Lap Sealants	PR-37
Coverlite Polycarbonate Panels	PR-38



PRO-RIB / TUFF-RIB / LO-RIB ROOFING & WALL PANELS

Features and Benefits



Panels Cut To Length



28 ga. Perforated Available



Wide Variety of Colours



40 Year Warranty



Recyclable Material



Fire Resistant



Hail Resistant




Gauge




Gauge

PRO-Rib
Metal Roofing and Cladding



- Standard lengths are 4' to 40'



Superior weather-tight overlap design protects your investment



Minimum Slope



Panel Width



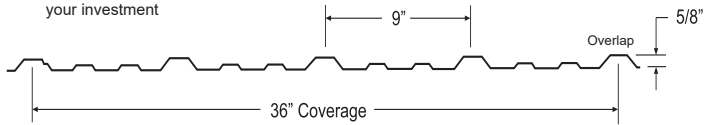
Residential




Agricultural




Commercial



TUFF-Rib
Metal Roofing and Cladding



- Standard lengths are 4' to 40'



Stiffening rib adds strength and good looks.



Minimum Slope



Panel Width



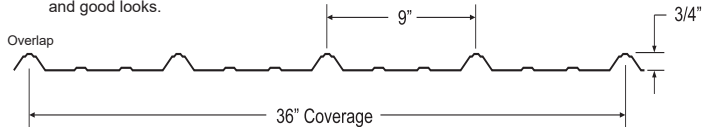
Residential




Agricultural




Commercial



LO-Rib
Metal Roofing and Cladding



- Standard lengths are 4' to 35'



Unique fastening channel provides weather tight performance



Fastener Channel



Panel Width



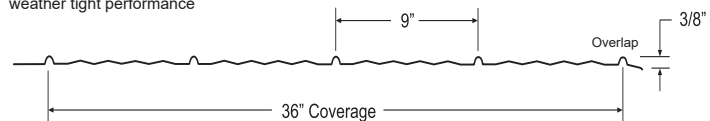
Arch Buildings



Agricultural



Residential



PRO-RIB / TUFF-RIB / LO-RIB - Colours and Gauges

STOCK COLOURS - 40 Year Warranty unless stated otherwise. Please call for additional colours & availability. Colours shown below are for reference only. Please see our colour selector for accurate colour samples.

PREMIUM SERIES

Colour	QC Code	PRO-Rib		TUFF-Rib		LO-Rib	
		28 ga. Hi-Tensile	26 ga.	28 ga. Hi-Tensile	26 ga.	28 ga. Hi-Tensile	26 ga.
White White	28317	•	•	•	•	•	•
Brite White	28783	•	•	•	•	•	•
Bone White	28273	•	•	•	•	•	•
Cambridge White	28695	•	•	•	•	•	•
Black (Low Gloss) - Sept/23	28224	•	•	•	•	•	•
Melcher's Green	28307	•	•	•	•	•	
Forest Green	28329	•		•		•	
Heron Blue	28330	•		•		•	
Slate Blue	28260	•		•		•	
Tile Red	28259	•		•		•	
Barn Red	28250	•	•	•	•	•	•
Burgundy	28011	•		•		•	
Antique Linen	28696	•	•	•	•	•	•
Light Stone	28086	•		•		•	
Buckskin	28055	•	•	•	•	•	•
Burnished Slate	28056	•		•		•	
Tan	28315	•		•		•	
Dark Brown	28229		•		•		•
Coffee Brown	28326	•	•	•	•	•	•
Taupe	28058	•		•		•	
Charcoal (Low Gloss) - Sept/23	28710	•	•	•	•	•	•
MS Charcoal	28053	•		•		•	
Iron Ore (Low Gloss)	28614	•	•	•	•	•	•
Zinc Grey	28054	•		•		•	
Stone Grey	28305	•		•		•	
Regent Grey	28730	•		•		•	

Panels less than 48" long are subject to a cutting charge

Additional packaging charges may apply for longer lengths.

PRO-RIB / TUFF-RIB / LO-RIB - Colours and Gauges

STOCK COLOURS- 40 Year Warranty unless stated otherwise. Please call for additional colours & availability. Colours shown below are for reference only. Please see our colour selector for accurate colour samples.

TEXTURED SERIES

Colour	PRO-Rib		TUFF-Rib		LO-Rib	
	28 ga. Hi-Tensile	26 ga.	28 ga. Hi-Tensile	26 ga.	28 ga. Hi-Tensile	26 ga.
Jet Black		•		•		•
Graphite Grey		•		•		•
Burnished Slate		•		•		•

SPECIALTY SERIES

Colour	PRO-Rib		TUFF-Rib		LO-Rib	
	28 ga. Hi-Tensile	26 ga.	28 ga. Hi-Tensile	26 ga.	28 ga. Hi-Tensile	26 ga.
Metallic Copper**	•		•		•	
Bright Red (QC28386)	•		•		•	

** Metallic Copper has a 30 year warranty.

UNPAINTED

Colour	PRO-Rib		TUFF-Rib		LO-Rib	
	28 ga. Hi-Tensile	26 ga.	28 ga. Hi-Tensile	26 ga.	28 ga. Hi-Tensile	26 ga.
Galvalume Plus	•	•	•	•	•	•
Galvanized Plus	•	•	•	•	•	•

TRADESMAN SERIES - 20 Year Warranty

Colours shown below are for reference only. Please see our colour selector for accurate colour samples.

Colour	PRO-Rib 28 ga. Hi-Tensile	TUFF-Rib 28 ga. Hi-Tensile	LO-Rib 28 ga. Hi-Tensile
White White	•	•	•
Brite White	•	•	•

TOUCH-UP PAINT

14PT2.....2 oz. container w/brush (Larger sizes available upon request.)

FLATSTOCK

- Flats are priced per square foot. Sold in full width of coil. Pallet charge will apply if order size requires it.
- Flats are available in 41, 43 and 48 inch widths depending on gauge and colour.

Colour	QC Code	28 Gauge	26 Gauge			24 Gauge	
		41"	41"	43"	48"	43"	48"
White White	28317	•		•		•	
Brite White	28783	•		•			
Bone White	28273	•		•			
Cambridge White	28695	•		•			
Black (Low Gloss) - Sept/23	28224	•	•	•	•	•	•
Melcher's Green	28307	•		•			
Forest Green	28329	•					
Heron Blue	28330	•					
Slate Blue	28260	•					
Tile Red	28259	•					
Barn Red	28250	•		•			
Burgundy	28011	•					
Antique Linen	28696	•		•			
Light Stone	28086	•					
Buckskin	28055	•		•			
Burnished Slate	28056	•					
Tan	28315	•					
Dark Brown	28229			•			
Coffee Brown	28326	•		•			
Taupe	28058	•					
Charcoal (Low Gloss) - Sept/23	28710	•	•	•	•	•	•
MS Charcoal	28053	•					
Iron Ore (Low Gloss)	28614	•		•			
Zinc Grey	28054	•					
Stone Grey	28305	•					
Regent Grey	28730	•					
Textured Jet Black			•				
Textured Graphite Grey			•				
Textured Burnished Slate			•				
Metallic Copper		•					•
Silver Metallic							•
Bright Red	28386	•					
Espresso Wood Grain							•
Barnboard Wood Grain							•
Galvalume Plus							
Galvanized Plus							

28 GAUGE PERFORATED PREPAINTED - 40 YEAR WARRANTY


Perforated accoustical panels create a quiet and more controlled environment.

Brite White (QC 28783)

Black Low Gloss (QC 28224) - Sept/23

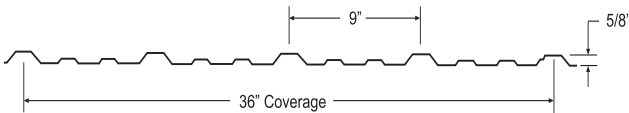
Coffee Brown (QC 28326)

Charcoal Low Gloss (QC 28710) - Sept/23

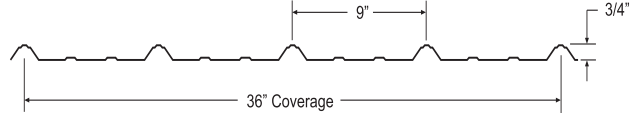


Pro-Rib profile shown

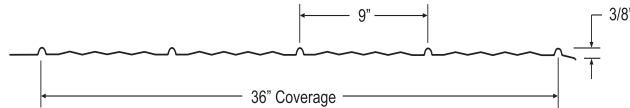
PRO-RIB: 4' to 40'



TUFF-RIB: 4' to 40'



LO-RIB: 4' to 35'



- Panels less than 48" long are subject to a cutting charge


Domtek's Perforated Accoustical Panels create a quiet and more controlled environment.

As sound waves hit the panel, that noise dissipates through the perforations instead of rebounding back into the environment. Perforated Panels are made from 28-gauge hi-tensile steel and come with a 40-year warranty protecting your investment for a lifetime.

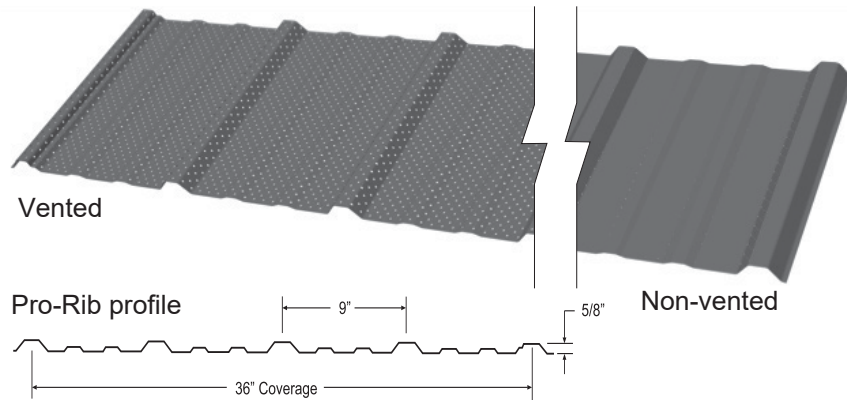
Available in 36" wide profiles, Domtek's Perforated Panels are custom cut to length for quick install. With a variety of colors to choose from, you can now color match the perforated panel to your metal building.

· 1/8" @ .325 spacing, 60 degree stagger, 13.4 % free air


- Manufacturing Facilities
- Personnel / Office Enclosures
- Gymnasiums
- Restaurants
- Control Rooms
- Multi-Purpose Rooms
- Correctional Facilities
- Firing Ranges
- Motor & Pump Enclosures
- Stadiums / Arenas



PRO-RIB METAL SOFFIT



Features and Benefits



- Stronger than aluminum
- Less vibration from wind
- 13.4 % free air (vented profile)

- Available in custom cut lengths starting from 6".
- **To order panels over 48" long refer to Perforated Panels on page PR-6.**

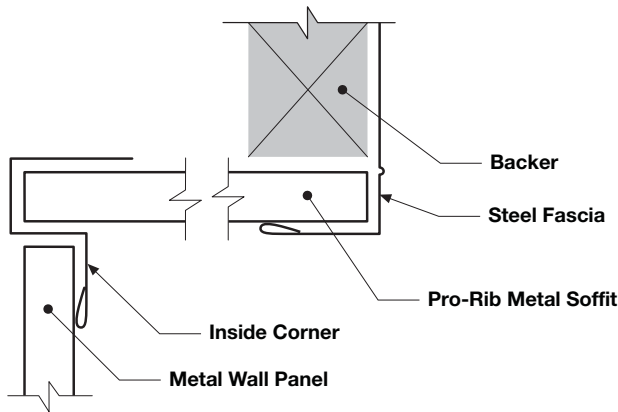
STOCK COLOURS - Please call for additional colours & availability

28 GAUGE HI-TENSILE PREPAINTED - 40 YEAR WARRANTY

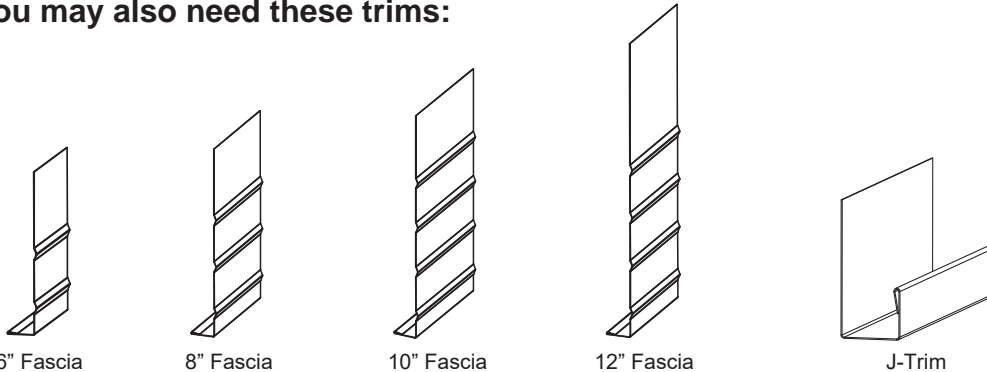
Brite White (QC 28783)
Black Low Gloss (QC 28224) - Sept/23

Coffee Brown (QC 28326)
Charcoal Low Gloss (QC 28710) - Sept/23

TRIMS & INSTALLATION



You may also need these trims:



PRO RIB / TUFF-RIB / LO-RIB SQ. FT. COVERAGE TABLE - 36" COVERAGE

Length	Inches	Coverage	Length	Inches	Coverage	Length	Inches	Coverage	Length	Inches	Coverage	Length	Inches	Coverage
2' 0"	24"	6.00	6' 0"	72"	18.00	10' 0"	120"	30.00	14' 0"	168"	42.00	18' 0"	216"	54.00
1"	25"	6.25	1"	73"	18.25	1"	121"	30.25	1"	169"	42.25	1"	217"	54.25
2"	26"	6.50	2"	74"	18.50	2"	122"	30.50	2"	170"	42.50	2"	218"	54.50
3"	27"	6.75	3"	75"	18.75	3"	123"	30.75	3"	171"	42.75	3"	219"	54.75
4"	28"	7.00	4"	76"	19.00	4"	124"	31.00	4"	172"	43.00	4"	220"	55.00
5"	29"	7.25	5"	77"	19.25	5"	125"	31.25	5"	173"	43.25	5"	221"	55.25
6"	30"	7.50	6"	78"	19.50	6"	126"	31.50	6"	174"	43.50	6"	222"	55.50
7"	31"	7.75	7"	79"	19.75	7"	127"	31.75	7"	175"	43.75	7"	223"	55.75
8"	32"	8.00	8"	80"	20.00	8"	128"	32.00	8"	176"	44.00	8"	224"	56.00
9"	33"	8.25	9"	81"	20.25	9"	129"	32.25	9"	177"	44.25	9"	225"	56.25
10"	34"	8.50	10"	82"	20.50	10"	130"	32.50	10"	178"	44.50	10"	226"	56.50
11"	35"	8.75	11"	83"	20.75	11"	131"	32.75	11"	179"	44.75	11"	227"	56.75
3' 0"	36"	9.00	7' 0"	84"	21.00	11' 0"	132"	33.00	15' 0"	180"	45.00	19' 0"	228"	57.00
1"	37"	9.25	1"	85"	21.25	1"	133"	33.25	1"	181"	45.25	1"	229"	57.25
2"	38"	9.50	2"	86"	21.50	2"	134"	33.50	2"	182"	45.50	2"	230"	57.50
3"	39"	9.75	3"	87"	21.75	3"	135"	33.75	3"	183"	45.75	3"	231"	57.75
4"	40"	10.00	4"	88"	22.00	4"	136"	34.00	4"	184"	46.00	4"	232"	58.00
5"	41"	10.25	5"	89"	22.25	5"	137"	34.25	5"	185"	46.25	5"	233"	58.25
6"	42"	10.50	6"	90"	22.50	6"	138"	34.50	6"	186"	46.50	6"	234"	58.50
7"	43"	10.75	7"	91"	22.75	7"	139"	34.75	7"	187"	46.75	7"	235"	58.75
8"	44"	11.00	8"	92"	23.00	8"	140"	35.00	8"	188"	47.00	8"	236"	59.00
9"	45"	11.25	9"	93"	23.25	9"	141"	35.25	9"	189"	47.25	9"	237"	59.25
10"	46"	11.50	10"	94"	23.50	10"	142"	35.50	10"	190"	47.50	10"	238"	59.50
11"	47"	11.75	11"	95"	23.75	11"	143"	35.75	11"	191"	47.75	11"	239"	59.75
4' 0"	48"	12.00	8' 0"	96"	24.00	12' 0"	144"	36.00	16' 0"	192"	48.00	20' 0"	240"	60.00
1"	49"	12.25	1"	97"	24.25	1"	145"	36.25	1"	193"	48.25	1"	242"	60.25
2"	50"	12.50	2"	98"	24.50	2"	146"	36.50	2"	194"	48.50	2"	242"	60.50
3"	51"	12.75	3"	99"	24.75	3"	147"	36.75	3"	195"	48.75	3"	243"	60.75
4"	52"	13.00	4"	100"	25.00	4"	148"	37.00	4"	196"	49.00	4"	244"	61.00
5"	53"	13.25	5"	101"	25.25	5"	149"	37.25	5"	197"	49.25	5"	245"	61.25
6"	54"	13.50	6"	102"	25.50	6"	150"	37.50	6"	198"	49.50	6"	246"	61.50
7"	55"	13.75	7"	103"	25.75	7"	151"	37.75	7"	199"	49.75	7"	247"	61.75
8"	56"	14.00	8"	104"	26.00	8"	152"	38.00	8"	200"	50.00	8"	248"	62.00
9"	57"	14.25	9"	105"	26.25	9"	153"	38.25	9"	201"	50.25	9"	249"	62.25
10"	58"	14.50	10"	106"	26.50	10"	154"	38.50	10"	202"	50.50	10"	250"	62.50
11"	59"	14.75	11"	107"	26.75	11"	155"	38.75	11"	203"	50.75	11"	251"	62.75
5' 0"	60"	15.00	9' 0"	108"	27.00	13' 0"	156"	39.00	17' 0"	204"	51.00	21' 0"	252"	63.00
1"	61"	15.25	1"	109"	27.25	1"	157"	39.25	1"	205"	51.25	1"	253"	63.25
2"	62"	15.50	2"	110"	27.50	2"	158"	39.50	2"	206"	51.50	2"	254"	63.50
3"	63"	15.75	3"	111"	27.75	3"	159"	39.75	3"	207"	51.75	3"	255"	63.75
4"	64"	16.00	4"	112"	28.00	4"	160"	40.00	4"	208"	52.00	4"	256"	64.00
5"	65"	16.25	5"	113"	28.25	5"	161"	40.25	5"	209"	52.25	5"	257"	64.25
6"	66"	16.50	6"	114"	28.50	6"	162"	40.50	6"	210"	52.50	6"	258"	64.50
7"	67"	16.75	7"	115"	28.75	7"	163"	40.75	7"	211"	52.75	7"	259"	64.75
8"	68"	17.00	8"	116"	29.00	8"	164"	41.00	8"	212"	53.00	8"	260"	65.00
9"	69"	17.25	9"	117"	29.25	9"	165"	41.25	9"	213"	53.25	9"	261"	65.25
10"	70"	17.50	10"	118"	29.50	10"	166"	41.50	10"	214"	53.50	10"	262"	65.50
11"	71"	17.75	11"	119"	29.75	11"	167"	41.75	11"	215"	53.75	11"	263"	65.75

PRO RIB / TUFF-RIB / LO-RIB SQ. FT. COVERAGE TABLE - 36" COVERAGE

Length	Inches	Coverage	Length	Inches	Coverage	Length	Inches	Coverage	Length	Inches	Coverage	Length	Inches	Coverage
22' 0"	264"	66.00	26' 0"	312"	78.00	30' 0"	360"	90.00	34' 0"	408"	102.00	37' 0"	444"	111.00
1"	265"	66.25	1"	313"	78.25	1"	361"	90.25	1"	409"	102.25	1"	445"	111.25
2"	266"	66.50	2"	314"	78.50	2"	362"	90.50	2"	410"	102.50	2"	446"	111.50
3"	267"	66.75	3"	315"	78.75	3"	363"	90.75	3"	411"	102.75	3"	447"	111.75
4"	268"	67.00	4"	316"	79.00	4"	364"	91.00	4"	412"	103.00	4"	448"	112.00
5"	269"	67.25	5"	317"	79.25	5"	365"	91.25	5"	413"	103.25	5"	449"	112.25
6"	270"	67.50	6"	318"	79.50	6"	366"	91.50	6"	414"	103.50	6"	450"	112.50
7"	271"	67.75	7"	319"	79.75	7"	367"	91.75	7"	415"	103.75	7"	451"	112.75
8"	272"	68.00	8"	320"	80.00	8"	368"	92.00	8"	416"	104.00	8"	452"	113.00
9"	273"	68.25	9"	321"	80.25	9"	369"	92.25	9"	417"	104.25	9"	453"	113.25
10"	274"	68.50	10"	322"	80.50	10"	370"	92.50	10"	418"	104.50	10"	454"	113.50
11"	275"	68.75	11"	323"	80.75	11"	371"	92.75	11"	419"	104.75	11"	455"	113.75
23' 0"	276"	69.00	27' 0"	324"	81.00	31' 0"	372"	93.00	35' 0"	420"	105.00	38' 0"	456"	114.00
1"	277"	69.25	1"	325"	81.25	1"	373"	93.25	1"	421"	105.25	1"	457"	114.25
2"	278"	69.50	2"	326"	81.50	2"	374"	93.50	2"	422"	105.50	2"	458"	114.50
3"	279"	69.75	3"	327"	81.75	3"	375"	93.75	3"	423"	105.75	3"	459"	114.75
4"	280"	70.00	4"	328"	82.00	4"	376"	94.00	4"	424"	106.00	4"	460"	115.00
5"	281"	70.25	5"	329"	82.25	5"	377"	94.25	5"	425"	106.25	5"	461"	115.25
6"	282"	70.50	6"	330"	82.50	6"	378"	94.50	6"	426"	106.50	6"	462"	115.50
7"	283"	70.75	7"	331"	82.75	7"	379"	94.75	7"	427"	106.75	7"	463"	115.75
8"	284"	71.00	8"	332"	83.00	8"	380"	95.00	8"	428"	107.00	8"	464"	116.00
9"	285"	71.25	9"	333"	83.25	9"	381"	95.25	9"	429"	107.25	9"	465"	116.25
10"	286"	71.50	10"	334"	83.50	10"	382"	95.50	10"	430"	107.50	10"	466"	116.50
11"	287"	71.75	11"	335"	83.75	11"	383"	95.75	11"	431"	107.75	11"	467"	116.75
24' 0"	288"	72.00	28' 0"	336"	84.00	32' 0"	384"	96.00	36' 0"	432"	108.00	39' 0"	468"	117.00
1"	289"	72.25	1"	337"	84.25	1"	385"	96.25	1"	433"	108.25	1"	469"	117.25
2"	290"	72.50	2"	338"	84.50	2"	386"	96.50	2"	434"	108.50	2"	470"	117.50
3"	291"	72.75	3"	339"	84.75	3"	387"	96.75	3"	435"	108.75	3"	471"	117.75
4"	292"	73.00	4"	340"	85.00	4"	388"	97.00	4"	436"	109.00	4"	472"	118.00
5"	293"	73.25	5"	341"	85.25	5"	389"	97.25	5"	437"	109.25	5"	473"	118.25
6"	294"	73.50	6"	342"	85.50	6"	390"	97.50	6"	438"	109.50	6"	474"	118.50
7"	295"	73.75	7"	343"	85.75	7"	391"	97.75	7"	439"	109.75	7"	475"	118.75
8"	296"	74.00	8"	344"	86.00	8"	392"	98.00	8"	440"	110.00	8"	476"	119.00
9"	297"	74.25	9"	345"	86.25	9"	393"	98.25	9"	441"	110.25	9"	477"	119.25
10"	298"	74.50	10"	346"	86.50	10"	394"	98.50	10"	442"	110.50	10"	478"	119.50
11"	299"	74.75	11"	347"	86.75	11"	395"	98.75	11"	443"	110.75	11"	479"	119.75
25' 0"	300"	75.00	29' 0"	348"	87.00	33' 0"	396"	99.00	40' 0"	480"	120.00	Notes: · Maximum length available for Lo-Rib is 35'. · Each length is rounded up to next whole number.		
1"	301"	75.25	1"	349"	87.25	1"	397"	99.25						
2"	302"	75.50	2"	350"	87.50	2"	398"	99.50						
3"	303"	75.75	3"	351"	87.75	3"	399"	99.75						
4"	304"	76.00	4"	352"	88.00	4"	400"	100.00						
5"	305"	76.25	5"	353"	88.25	5"	401"	100.25						
6"	306"	76.50	6"	354"	88.50	6"	402"	100.50						
7"	307"	76.75	7"	355"	88.75	7"	403"	100.75						
8"	308"	77.00	8"	356"	89.00	8"	404"	101.00						
9"	309"	77.25	9"	357"	89.25	9"	405"	101.25						
10"	310"	77.50	10"	358"	89.50	10"	406"	101.50						
11"	311"	77.75	11"	359"	89.75	11"	407"	101.75						

METAL BUILDING TRIMS AND FLASHINGS

28
Gauge

26
Gauge

· Most trims available in 10'6" / 12'6" / 14' 6" and 16' 6" lengths.

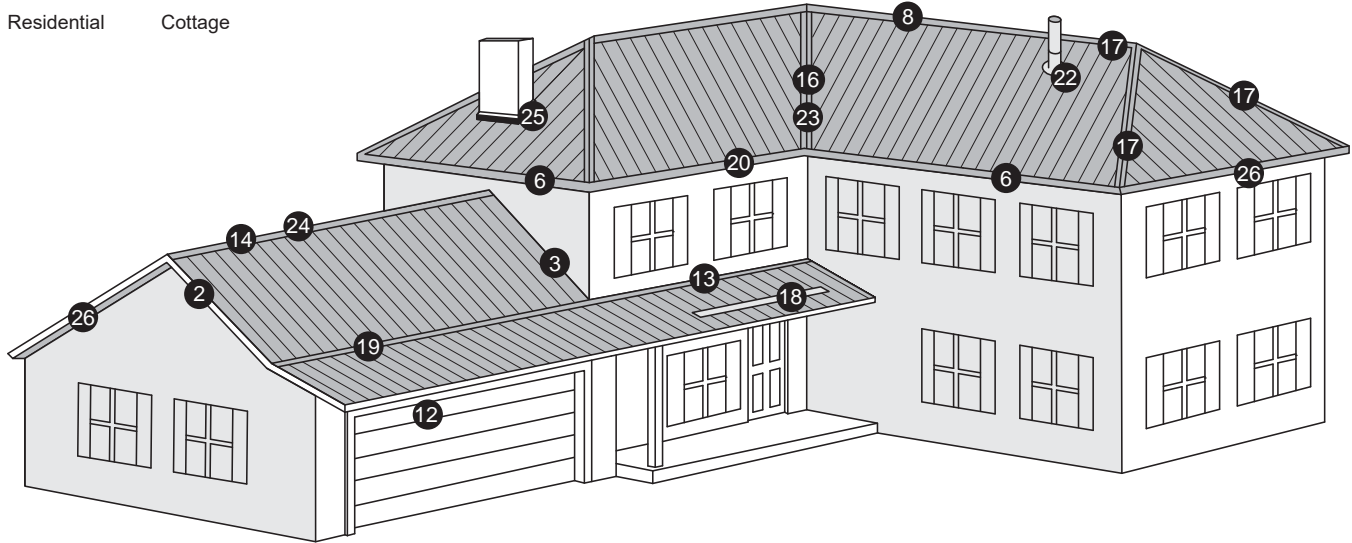


Residential



Cottage

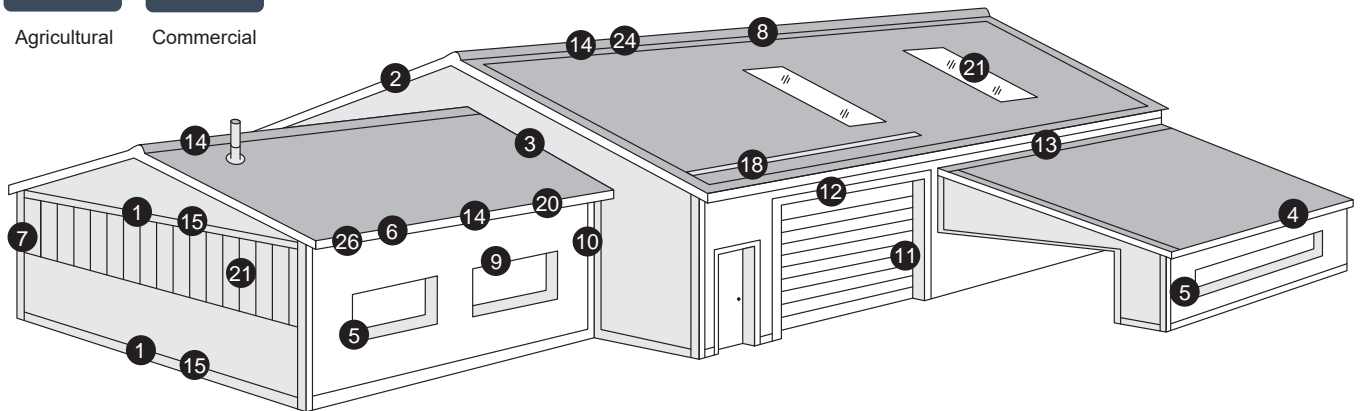
Please note that the numbers are for illustration purposes only. When ordering, please refer to pages PR-12 to PR-31 for trim and flashing part #'s.



Agricultural



Commercial



CUSTOM TRIMS

- Custom trims are available. Call for pricing.

1 A2 Base Divider



2 A6B, 30, 31 Gable Flashing



3 A15 Sidewall Flashing



4 A9B Eave Flashing



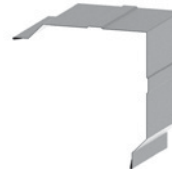
5 A1 J Trim



6 A7B, 28, 29, Rake Flashing




7 A4B Outside Corner




8 A12B Ridge Cover




9 A3 Drip Flashing



10 A5 Inside Corner



11 A11B Door Jamb Flashing



12 A10 Header Trim



13 A14 Endwall Flashing



14 Large or Small Tab Closure



15 A19 Box Base



16 A17 W Valley Flashing



17 A41 12" LP Ridge Cover



18 A20 Snow Guard



19 A26 Pitch Break Flashing



20 A32B, 33B, 34B, 35B Steel Fascia



21 Coverlite Polycarbonates or Verolite Multiwall



22 Dektite Pipe Flashing




23 Hip & Valley Closure



24 Vented Closure



25 9" Dekstrip



26 Pro-Rib Metal Soffit



Butyl Tape & Caulking



Type 17 HiLo Fasteners



Tru-Grip OSW Fasteners



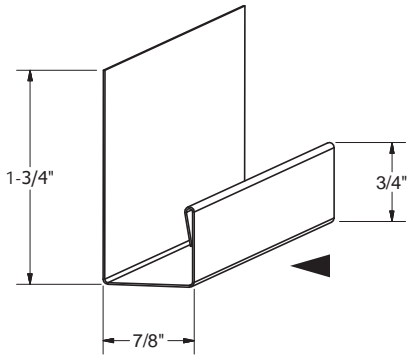
For use with Coverlite Panels

28/26 GA. PRO-RIB / TUFF-RIB / LO-RIB

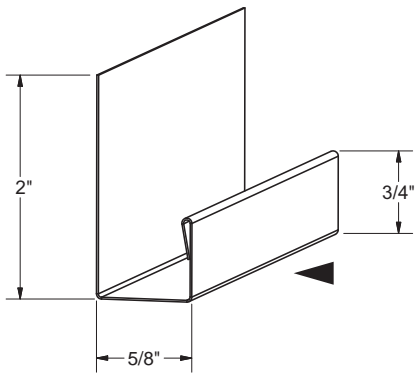
LENGTH

(P.P. Indicates Pre-Painted)

10' 6" 12' 6" 14' 6" 16' 6"

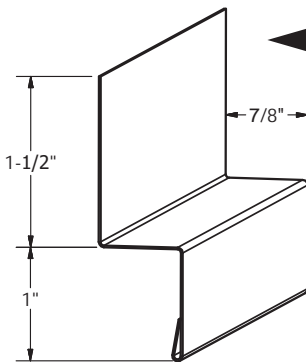


		10' 6"	12' 6"	14' 6"	16' 6"
A1	J Trim P.P.	•	•	•	•
A1	J Trim Galv	•	•	•	•

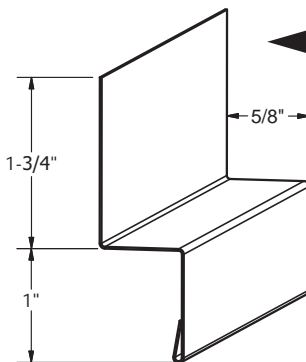


A1LR	J Trim P.P. (1/2")	•	•	N/A	N/A
A1LR	J Trim Galv (1/2")	•	•	N/A	N/A

• Use with Lo-Rib panel only.



A2	Base / Divider P.P.	•	•	N/A	N/A
A2	Base / Divider Galv.	•	•	N/A	N/A



A2LR	Base / Divider P.P.	•	•	N/A	N/A
A2LR	Base / Divider Galv.	•	•	N/A	N/A

• Use with Lo-Rib panel only.

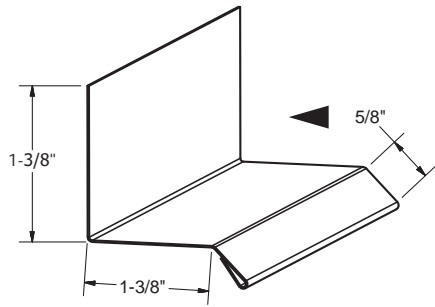
▶ INDICATES PAINTED SIDE

28/26 GA. PRO-RIB / TUFF-RIB / LO-RIB

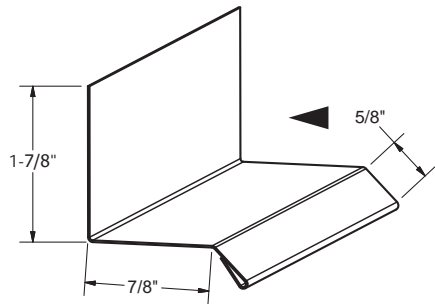
LENGTH

(P.P. Indicates Pre-Painted)

10' 6" 12' 6" 14' 6" 16' 6"

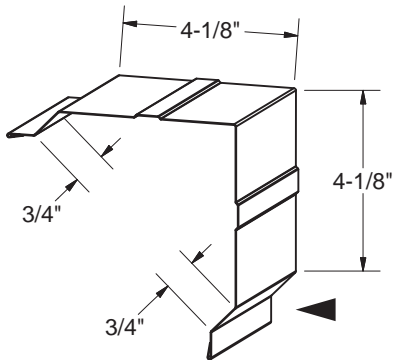


A3	Drip Flashing P.P.	•	•	N/A	N/A
A3	Drip Flashing Galv.	•	•	N/A	N/A

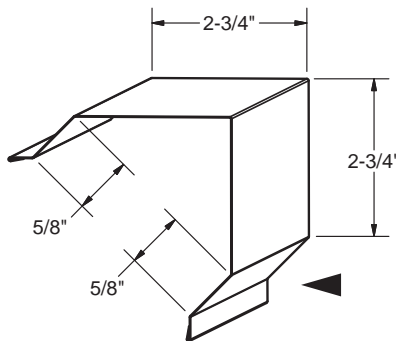


A3LR	Drip Flashing P.P.	•	•	N/A	N/A
A3LR	Drip Flashing Galv.	•	•	N/A	N/A

• Use with Lo-Rib panel only.



A4B	Outside Corner P.P.	•	•	•	•
A4B	Outside Corner Galv.	•	•	•	•



A4LR	Outside Corner P.P.	•	•	•	•
A4LR	Outside Corner Galv.	•	•	•	•

• Use with Lo-Rib panel only.

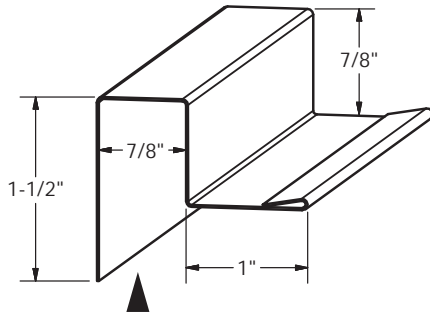
▶ INDICATES PAINTED SIDE

28/26 GA. PRO-RIB / TUFF-RIB / LO-RIB

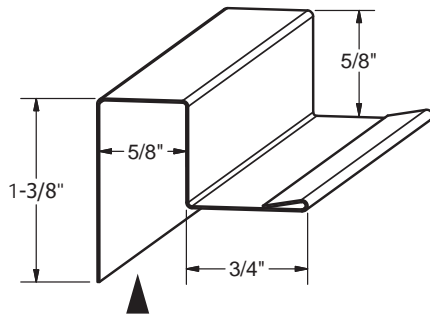
LENGTH

(P.P. Indicates Pre-Painted)

10' 6" 12' 6" 14' 6" 16' 6"

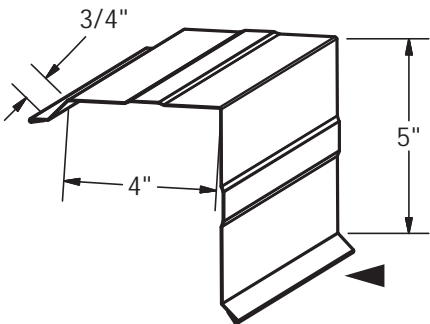


A5	Inside Corner P.P.	•	•	•	•
A5	Inside Corner Galv.	•	•	•	•

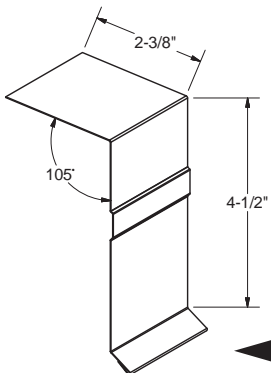


A5LR	Inside Corner P.P.	•	•	N/A	N/A
A5LR	Inside Corner Galv.	•	•	N/A	N/A

• Use with Lo-Rib panel only.



A6B	Gable Flashing P.P.	•	•	•	•
A6B	Gable Flashing Galv.	•	•	•	•



A7B	Rake Flashing P.P.	•	•	•	•
A7B	Rake Flashing Galv.	•	•	•	•

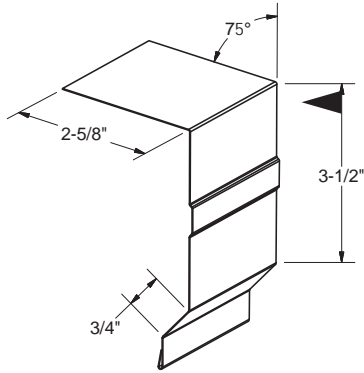
▶ INDICATES PAINTED SIDE

28/26 GA. PRO-RIB / TUFF-RIB / LO-RIB

LENGTH

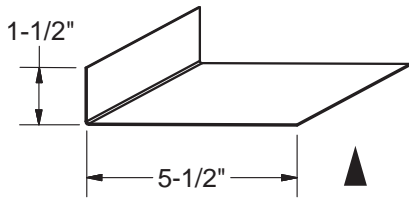
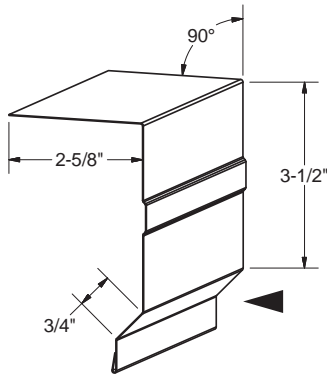
(P.P. Indicates Pre-Painted)

10' 6" 12' 6" 14' 6" 16' 6"



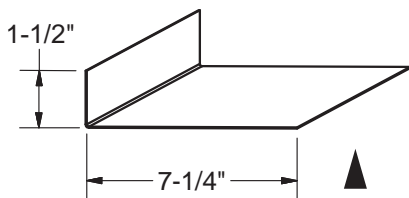
A9B Eave Flashing P.P.	•	•	•	•
------------------------	---	---	---	---

A9B Eave Flashing Galv.	•	•	•	•
-------------------------	---	---	---	---



A10 5.50 Header Trim P.P.	•	•	•	•
---------------------------	---	---	---	---

A10 5.50 Header Trim Galv.	•	•	•	•
----------------------------	---	---	---	---



A10 7.25 Header Trim P.P.	•	•	•	•
---------------------------	---	---	---	---

A10 7.25 Header Trim Galv.	•	•	•	•
----------------------------	---	---	---	---

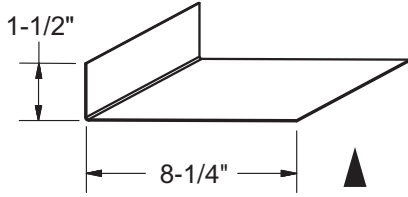
▶ INDICATES PAINTED SIDE

28/26 GA. PRO-RIB / TUFF-RIB / LO-RIB

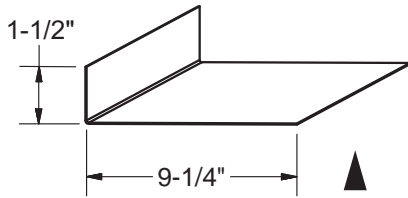
LENGTH

(P.P. Indicates Pre-Painted)

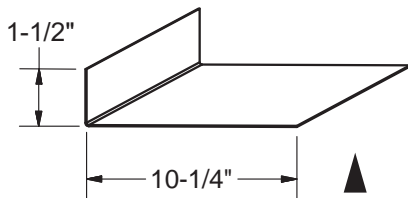
10' 6" 12' 6" 14' 6" 16' 6"



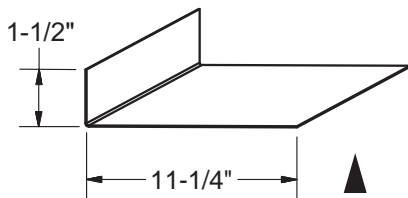
A10	8.25 Header Trim P.P.	•	•	•	•
A10	8.25 Header Trim Galv.	•	•	•	•



A10	9.25 Header Trim P.P.	•	•	•	•
A10	9.25 Header Trim Galv.	•	•	•	•



A10	10.25 Header Trim P.P.	•	•	•	•
A10	10.25 Header Trim Galv.	•	•	•	•



A10	11.25 Header Trim P.P.	•	•	•	•
A10	11.25 Header Trim Galv.	•	•	•	•

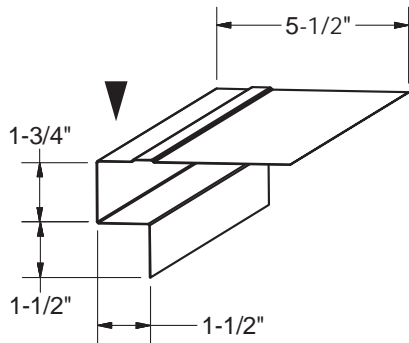
▶ INDICATES PAINTED SIDE

28/26 GA. PRO-RIB / TUFF-RIB / LO-RIB

LENGTH

(P.P. Indicates Pre-Painted)

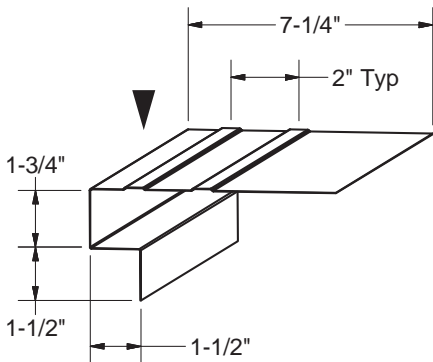
10' 6" 12' 6" 14' 6" 16' 6"



A11B	5.50 Door Jamb Flashing P.P.	•	•	•	•
------	------------------------------	---	---	---	---

A11B	5.50 Door Jamb Flashing Galv.	•	•	•	•
------	-------------------------------	---	---	---	---

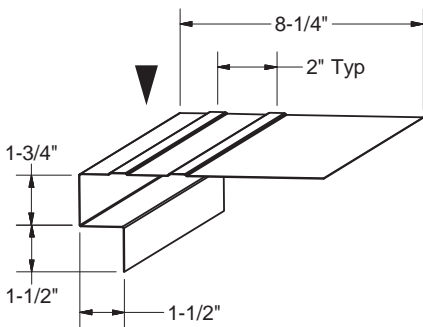
• Available with or without stiffening ribs.



A11B	7.25 Door Jamb Flashing P.P.	•	•	•	•
------	------------------------------	---	---	---	---

A11B	7.25 Door Jamb Flashing Galv.	•	•	•	•
------	-------------------------------	---	---	---	---

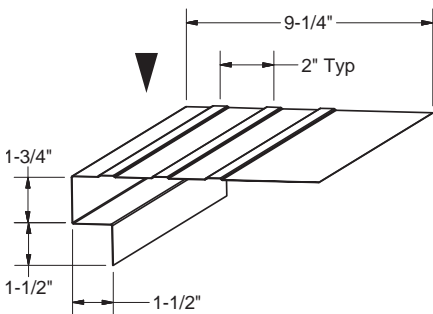
• Available with or without stiffening ribs.



A11B	8.25 Door Jamb Flashing P.P.	•	•	•	•
------	------------------------------	---	---	---	---

A11B	8.25 Door Jamb Flashing Galv.	•	•	•	•
------	-------------------------------	---	---	---	---

• Available with or without stiffening ribs.



A11B	9.25 Door Jamb Flashing P.P.	•	•	•	•
------	------------------------------	---	---	---	---

A11B	9.25 Door Jamb Flashing Galv.	•	•	•	•
------	-------------------------------	---	---	---	---

• Available with or without stiffening ribs.

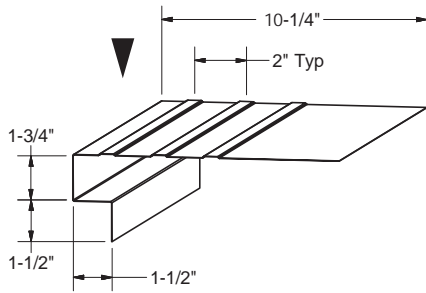
▶ INDICATES PAINTED SIDE

28/26 GA. PRO-RIB / TUFF-RIB / LO-RIB

LENGTH

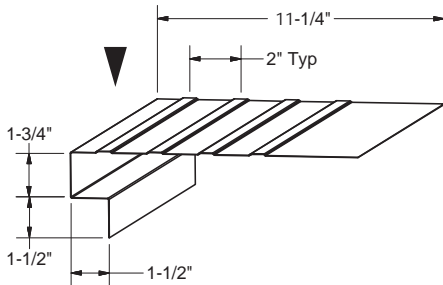
(P.P. Indicates Pre-Painted)

10' 6" 12' 6" 14' 6" 16' 6"



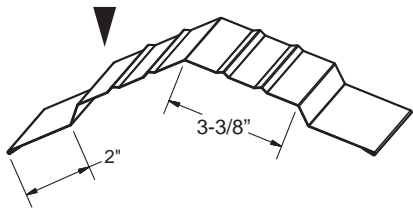
A11B	10.25 Door Jamb Flashing P.P.	•	•	•	•
A11B	10.25 Door Jamb Flashing Galv.	•	•	•	•

• Available with or without stiffening ribs.



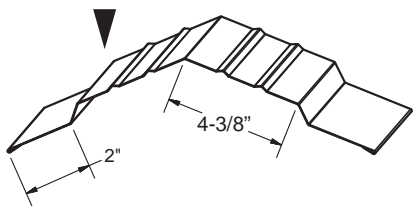
A11B	11.25 Door Jamb Flashing P.P.	•	•	•	•
A11B	11.25 Door Jamb Flashing Galv.	•	•	•	•

• Available with or without stiffening ribs.



A12B	12" Ridge Cover P.P.	•	•	•	•
A12B	12" Ridge Cover Galv.	•	•	•	•

• 2" Tru-Grip fastener is recommended for installation.



A12B/14	14" Ridge Cover P.P.	•	•	•	•
A12B/14	14" Ridge Cover Galv.	•	•	•	•

• 2" Tru-Grip fastener is recommended for installation.

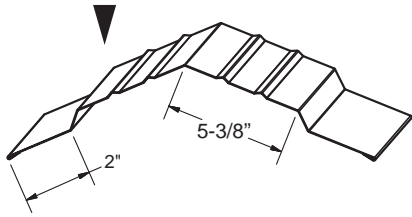
▶ INDICATES PAINTED SIDE

28/26 GA. PRO-RIB / TUFF-RIB / LO-RIB

LENGTH

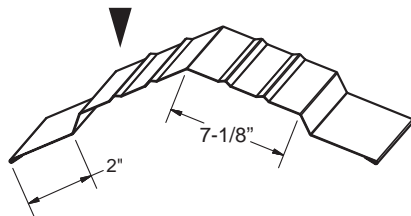
(P.P. Indicates Pre-Painted)

10' 6" 12' 6" 14' 6" 16' 6"



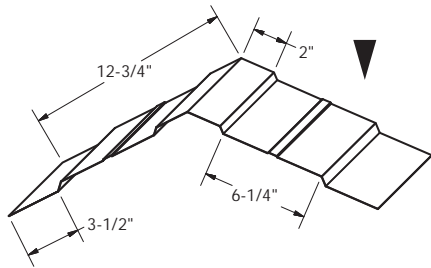
A12B/16	16" Ridge Cover P.P.	•	•	•	•
A12B/16	16" Ridge Cover Galv.	•	•	•	•

• 2" Tru-Grip fastener is recommended for installation.



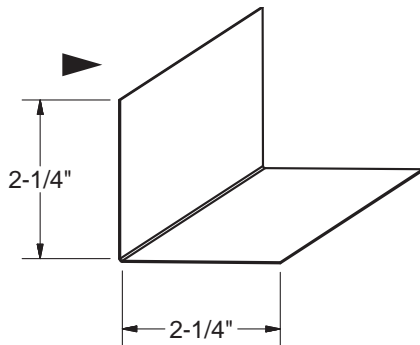
A12B/20	20" Ridge Cover P.P.	•	•	•	•
A12B/20	20" Ridge Cover Galv.	•	•	•	•

• 2" Tru-Grip fastener is recommended for installation.



A12B/24	24" Ridge Cover P.P.	•	•	•	•
A12B/24	24" Ridge Cover Galv.	•	•	•	•

• Matches 24" Coverlite polycarbonate Ridge Cover.
• 2" Tru-Grip fastener is recommended for installation.



A13	Universal Flashing P.P.	•	•	•	•
A13	Universal Flashing Galv.	•	•	•	•

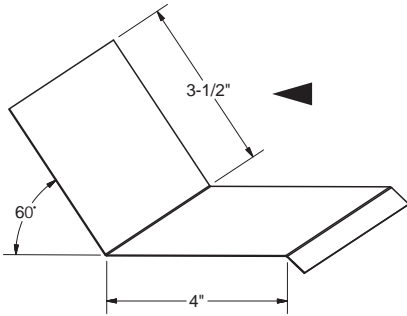
▶ INDICATES PAINTED SIDE

28/26 GA. PRO-RIB / TUFF-RIB / LO-RIB

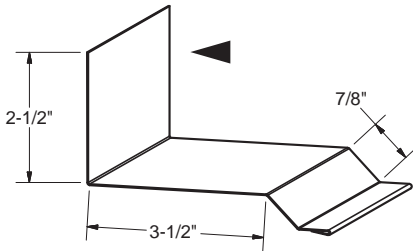
LENGTH

(P.P. Indicates Pre-Painted)

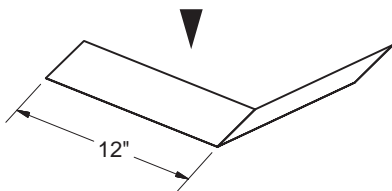
10' 6" 12' 6" 14' 6" 16' 6"



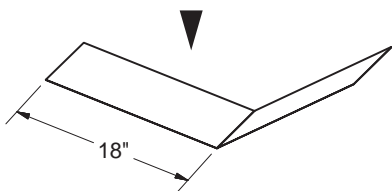
A14	Endwall Flashing P.P.	•	•	•	•
A14	Endwall Flashing Galv.	•	•	•	•



A15	Sidewall Flashing P.P.	•	•	•	•
A15	Sidewall Flashing Galv.	•	•	•	•



A16	24" Valley Flashing P.P.	•	•	N/A	N/A
A16	24" Valley Flashing Galv.	•	•	N/A	N/A



A16	36" Valley Flashing P.P.	•	•	N/A	N/A
A16	36" Valley Flashing Galv.	•	•	N/A	N/A

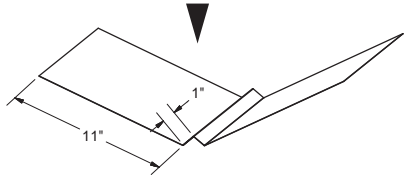
▶ INDICATES PAINTED SIDE

28/26 GA. PRO-RIB / TUFF-RIB / LO-RIB

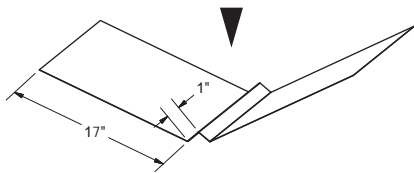
LENGTH

(P.P. Indicates Pre-Painted)

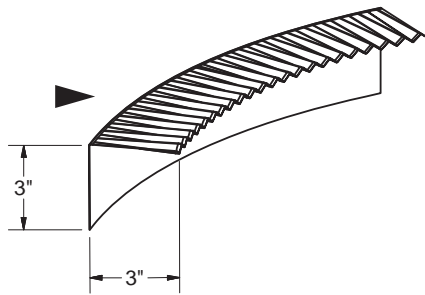
10' 6" 12' 6" 14' 6" 16' 6"



A17	24" W Valley Flashing P.P.	•	•	N/A	N/A
A17	24" W Valley Flashing Galv.	•	•	N/A	N/A

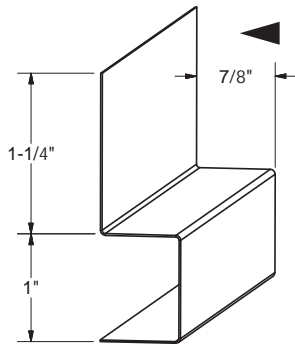


A17	36" W Valley Flashing P.P.	•	•	N/A	N/A
A17	36" W Valley Flashing Galv.	•	•	N/A	N/A



A18	Arch Trim P.P.	•	N/A	N/A	N/A
A18	Arch Trim Galv.	•	N/A	N/A	N/A

• For instructions on arch trim calculation, see page PR-32.



A19	Box Base P.P.	•	•	N/A	N/A
A19	Box Base Galv.	•	•	N/A	N/A

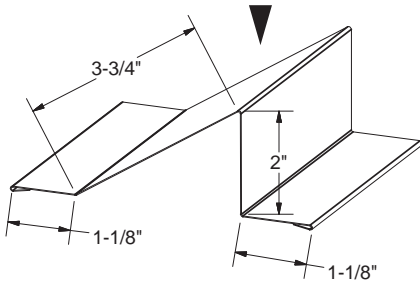
▶ INDICATES PAINTED SIDE

28/26 GA. PRO-RIB / TUFF-RIB / LO-RIB

LENGTH

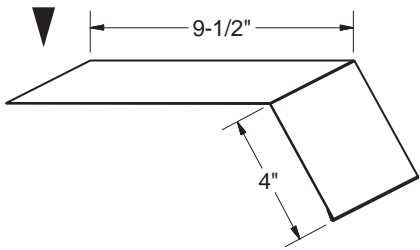
(P.P. Indicates Pre-Painted)

10' 6" 12' 6" 14' 6" 16' 6"



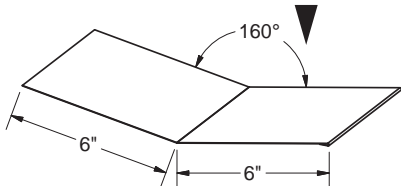
A20	Snow Guard P.P.	•	•	•	•
A20	Snow Guard Galv.	•	•	•	•

• 2-1/2" Tru-Grip fastener is recommended for installation.



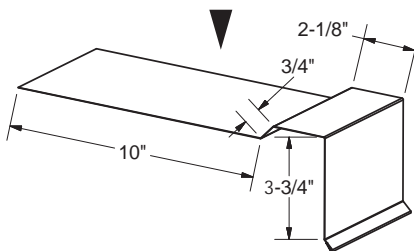
A25	Gambrel Roof Flashing P.P.	•	•	•	•
A25	Gambrel Roof Flashing Galv.	•	•	•	•

• Both roof pitches are required at time of ordering



A26	Pitch Break Flashing P.P.	•	•	•	•
A26	Pitch Break Flashing Galv.	•	•	•	•

• Both roof pitches are required at time of ordering



A27	Prow Flashing P.P.	•	•	•	•
A27	Prow Flashing Galv.	•	•	•	•

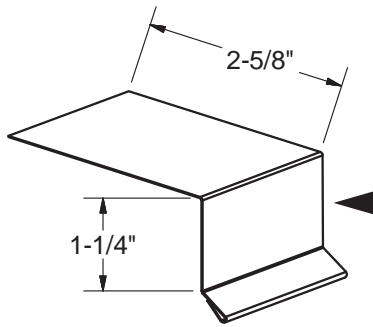
▶ INDICATES PAINTED SIDE

28/26 GA. PRO-RIB / TUFF-RIB / LO-RIB

LENGTH

(P.P. Indicates Pre-Painted)

10' 6" 12' 6" 14' 6" 16' 6"



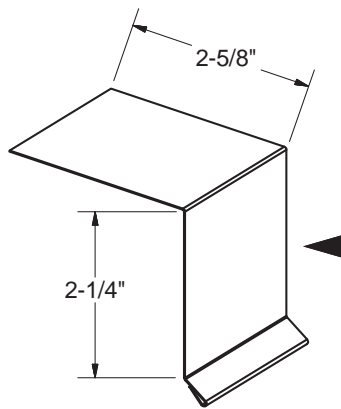
A28 1.25 Rake Flashing P.P.

• • • •

A28 1.25 Rake Flashing Galv.

• • • •

• Use with A-30 1.75 Gable Trim



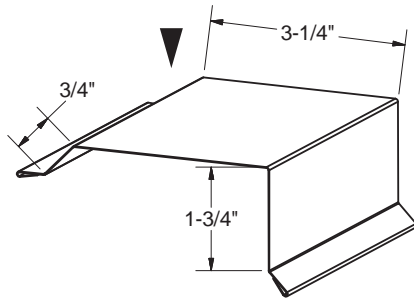
A29 2.25 Rake Flashing P.P.

• • • •

A29 2.25 Rake Flashing P.P.

• • • •

• Use with A-31 2.75 Gable Trim



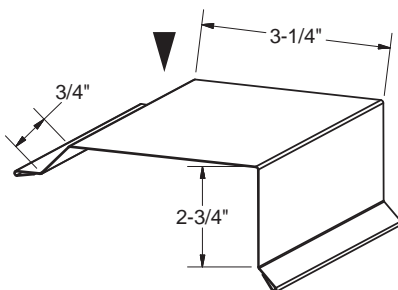
A30 1.75 Gable Flashing P.P.

• • • •

A30 1.75 Gable Flashing Galv.

• • • •

• Use with A-28 1.25 Rake Flashing



A31 2.75 Gable Flashing P.P.

• • • •

A31 2.75 Gable Flashing Galv.

• • • •

• Use with A-29 2.25 Rake Flashing

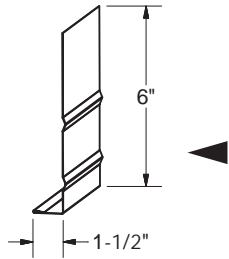
▶ INDICATES PAINTED SIDE

28/26 GA. PRO-RIB / TUFF-RIB / LO-RIB

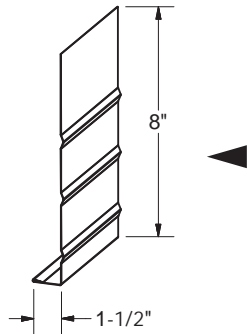
LENGTH

(P.P. Indicates Pre-Painted)

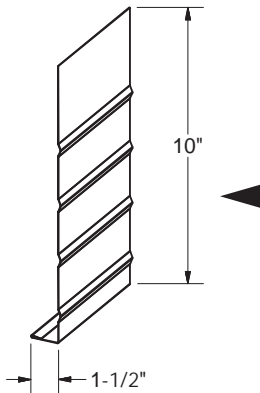
10' 6" 12' 6" 14' 6" 16' 6"



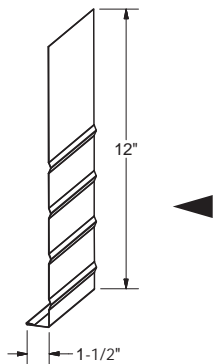
A32B	6" Steel Fascia P.P.	•	•	•	•
A32B	6" Steel Fascia Galv.	•	•	•	•



A33B	8" Steel Fascia P.P.	•	•	•	•
A33B	8" Steel Fascia Galv.	•	•	•	•



A34B	10" Steel Fascia P.P.	•	•	•	•
A34B	10" Steel Fascia Galv.	•	•	•	•



A35B	12" Steel Fascia P.P.	•	•	•	•
A35B	12" Steel Fascia Galv.	•	•	•	•

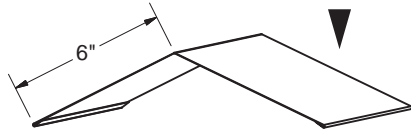
▶ INDICATES PAINTED SIDE

28/26 GA. PRO-RIB / TUFF-RIB / LO-RIB

LENGTH

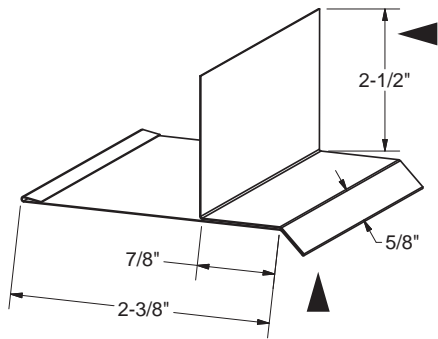
(P.P. Indicates Pre-Painted)

10' 6" 12' 6" 14' 6" 16' 6"

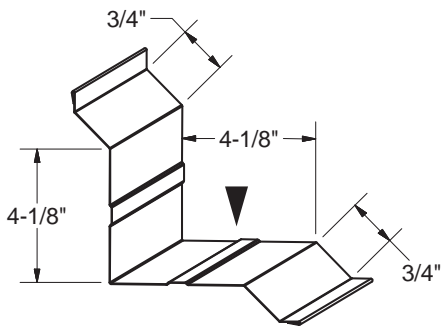


A41	12" LP Ridge Cover P.P.	•	•	•	•
A41	12" LP Ridge Cover Galv.	•	•	•	•

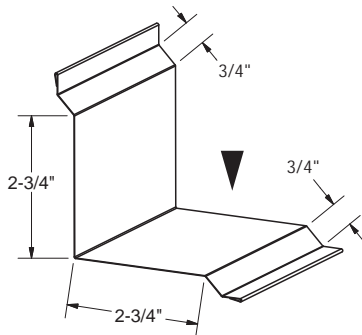
• 2" Tru-Grip fastener is recommended for installation.



A62	Fascia to Soffit P.P.	•	•	•	•
A62	Fascia to Soffit Galv.	•	•	•	•



A70B	Inside Corner P.P.	•	•	•	•
A70B	Inside Corner Galv.	•	•	•	•



A70LR	Inside Corner P.P.	•	•	•	•
A70LR	Inside Corner Galv.	•	•	•	•

• Use with Lo-Rib panel only.

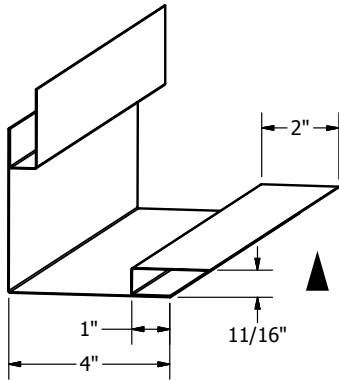
▶ INDICATES PAINTED SIDE

28/26 GA. PRO-RIB / TUFF-RIB / LO-RIB

LENGTH

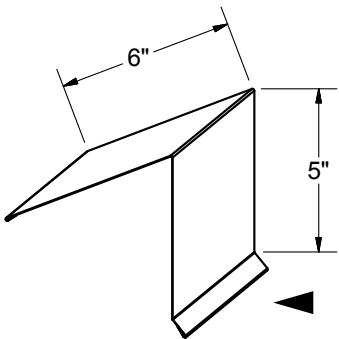
(P.P. Indicates Pre-Painted)

10' 6" 12' 6" 14' 6" 16' 6"



A71	Siding Outside Corner P.P.	•	•	N/A	N/A
-----	----------------------------	---	---	-----	-----

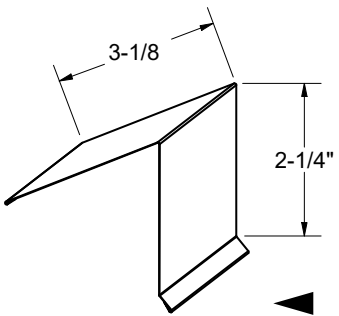
A71	Siding Outside Corner Galv.	•	•	N/A	N/A
-----	-----------------------------	---	---	-----	-----



A72	Peak Flashing P.P.	•	•	N/A	N/A
-----	--------------------	---	---	-----	-----

A72	Peak Flashing Galv.	•	•	N/A	N/A
-----	---------------------	---	---	-----	-----

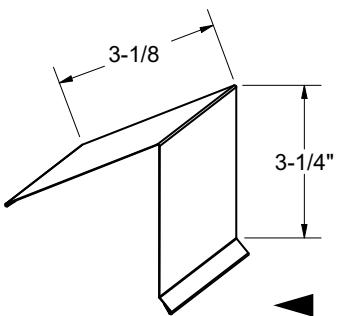
· 2" Tru-Grip fastener is recommended for installation.



A72R	2.25" Peak Flashing P.P.	•	•	N/A	N/A
------	--------------------------	---	---	-----	-----

A72R	2.25" Peak Flashing Galv.	•	•	N/A	N/A
------	---------------------------	---	---	-----	-----

· 2" Tru-Grip fastener is recommended for installation.



A72R	3.25" Peak Flashing P.P.	•	•	N/A	N/A
------	--------------------------	---	---	-----	-----

A72R	3.25" Peak Flashing Galv.	•	•	N/A	N/A
------	---------------------------	---	---	-----	-----

· 2" Tru-Grip fastener is recommended for installation.

* TRIMS OVER 12' 6" ARE SUBJECT TO A PACKAGING SURCHARGE

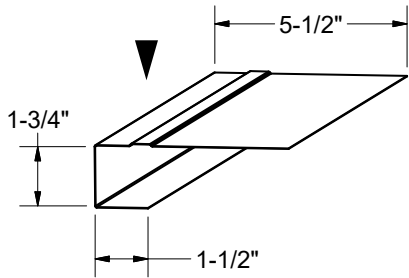
▶ INDICATES PAINTED SIDE

28/26 GA. PRO-RIB / TUFF-RIB / LO-RIB

LENGTH

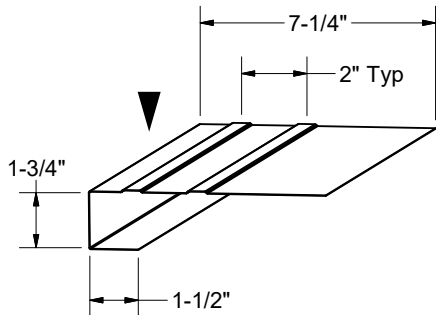
(P.P. Indicates Pre-Painted)

10' 6" 12' 6" 14' 6" 16' 6"



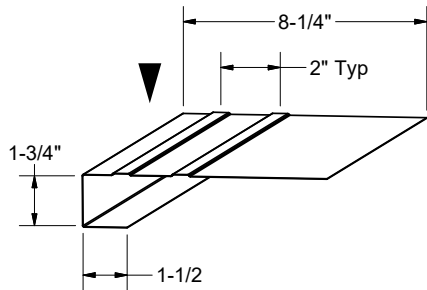
A73B	5.50 Door Jamb Flashing P.P.	•	•	•	•
A73B	5.50 Door Jamb Flashing Galv.	•	•	•	•

· Available with or without stiffening ribs.



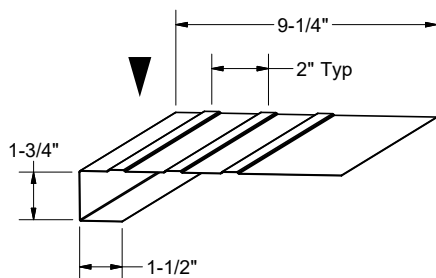
A73B	7.25 Door Jamb Flashing P.P.	•	•	•	•
A73B	7.25 Door Jamb Flashing Galv.	•	•	•	•

· Available with or without stiffening ribs.



A73B	8.25 Door Jamb Flashing P.P.	•	•	•	•
A73B	8.25 Door Jamb Flashing Galv.	•	•	•	•

· Available with or without stiffening ribs.



A73B	9.25 Door Jamb Flashing P.P.	•	•	•	•
A73B	9.25 Door Jamb Flashing Galv.	•	•	•	•

· Available with or without stiffening ribs.

* TRIMS OVER 12' 6" ARE SUBJECT TO A PACKAGING SURCHARGE

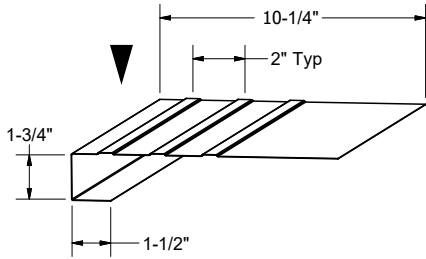
▶ INDICATES PAINTED SIDE

28/26 GA. BI-FOLD DOOR TRIMS

(P.P. Indicates Pre-Painted)

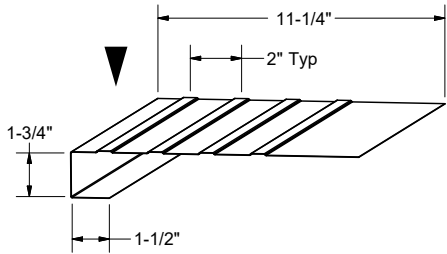
LENGTH

10' 6" 12' 6" 14' 6" 16' 6"



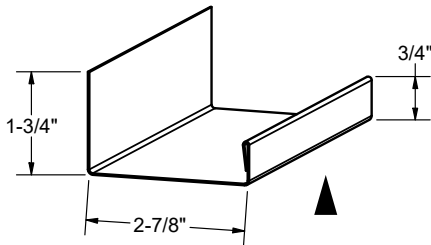
A73B	10.25 Door Jamb Flashing P.P.	•	•	•	•
A73B	10.25 Door Jamb Flashing Galv.	•	•	•	•

· Available with or without stiffening ribs.

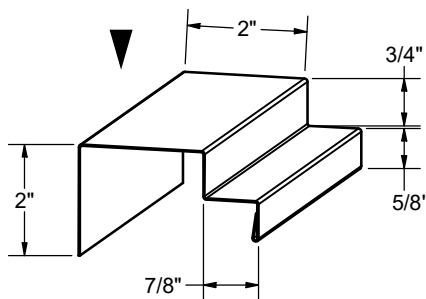


A73B	11.25 Door Jamb Flashing P.P.	•	•	•	•
A73B	11.25 Door Jamb Flashing Galv.	•	•	•	•

· Available with or without stiffening ribs.



DDIN-01	J-Trim P.P.	•	•	•	•
DDIN-01	J-Trim Galv.	•	•	•	•



DDIN-02	Center Trim P.P.	•	•	•	•
DDIN-02	Center Trim Galv.	•	•	•	•

* TRIMS OVER 12' 6" ARE SUBJECT TO A PACKAGING SURCHARGE

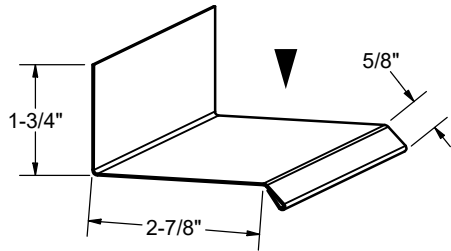
▶ INDICATES PAINTED SIDE

28/26 GA. BI-FOLD DOOR TRIMS

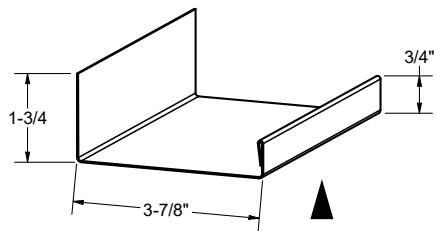
(P.P. Indicates Pre-Painted)

LENGTH

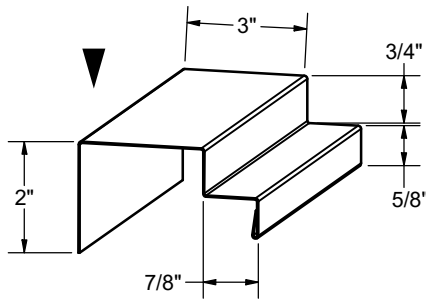
10' 6" 12' 6" 14' 6" 16' 6"



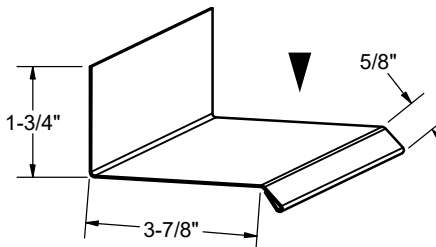
DDIN-03	Drip Flashing P.P.	•	•	•	•
DDIN-03	Drip Flashing Galv.	•	•	•	•



DDINI-01	J-Trim P.P.	•	•	•	•
DDINI-01	J-Trim Galv.	•	•	•	•



DDINI-02	Center Trim P.P.	•	•	•	•
DDINI-02	Center Trim Galv.	•	•	•	•



DDINI-03	Drip Flashing P.P.	•	•	•	•
DDINI-03	Drip Flashing Galv.	•	•	•	•

* TRIMS OVER 12' 6" ARE SUBJECT TO A PACKAGING SURCHARGE

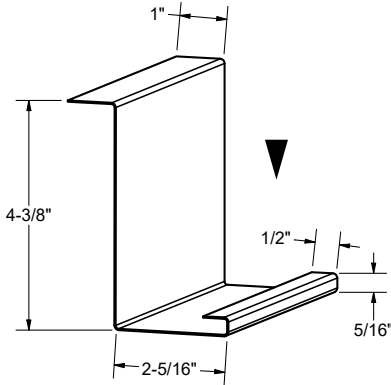
▶ INDICATES PAINTED SIDE

28/26 GA. BI-FOLD DOOR TRIMS

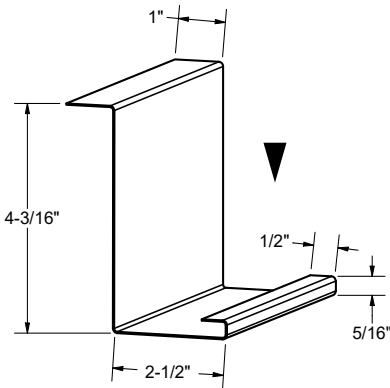
(P.P. Indicates Pre-Painted)

LENGTH

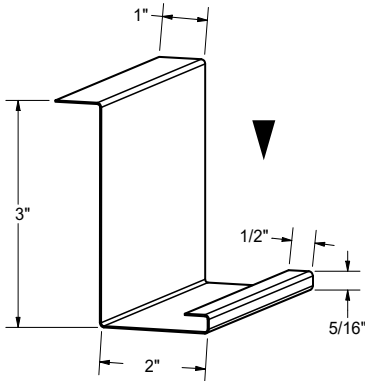
10' 6" 12' 6" 14' 6" 16' 6"



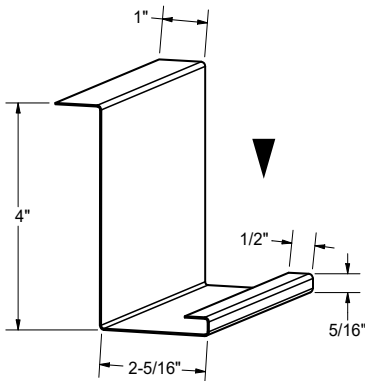
DDINI-04	4.375" Jack Trim P.P.	•	•	•	•
DDINI-04	4.375" Jack Trim Galv.	•	•	•	•



DDINI-05	4.188" Jack Trim P.P.	•	•	•	•
DDINI-05	4.188" Jack Trim Galv.	•	•	•	•



DDINI-06	3" Jack Trim P.P.	•	•	•	•
DDINI-06	3" Jack Trim Galv.	•	•	•	•



DDINI-07	4" Jack Trim P.P.	•	•	•	•
DDINI-07	4" Jack Trim Galv.	•	•	•	•

* TRIMS OVER 12' 6" ARE SUBJECT TO A PACKAGING SURCHARGE

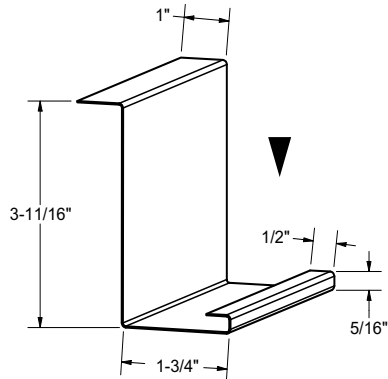
▶ INDICATES PAINTED SIDE

28/26 GA. BI-FOLD DOOR TRIMS

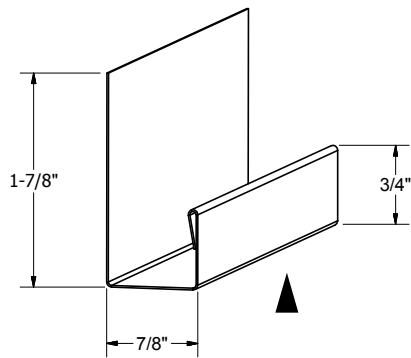
(P.P. Indicates Pre-Painted)

LENGTH

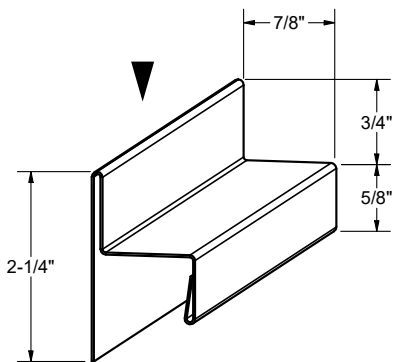
10' 6" 12' 6" 14' 6" 16' 6"



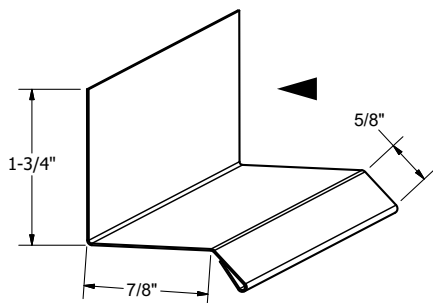
DDINI-08	3.688" Jack Trim P.P.	•	•	•	•
DDINI-08	3.688" Jack Trim Galv.	•	•	•	•



DDST-01	J-Trim P.P.	•	•	•	•
DDST-01	J-Trim Galv.	•	•	•	•



DDST-02	Centre Trim P.P.	•	•	•	•
DDST-02	Centre Trim Galv.	•	•	•	•

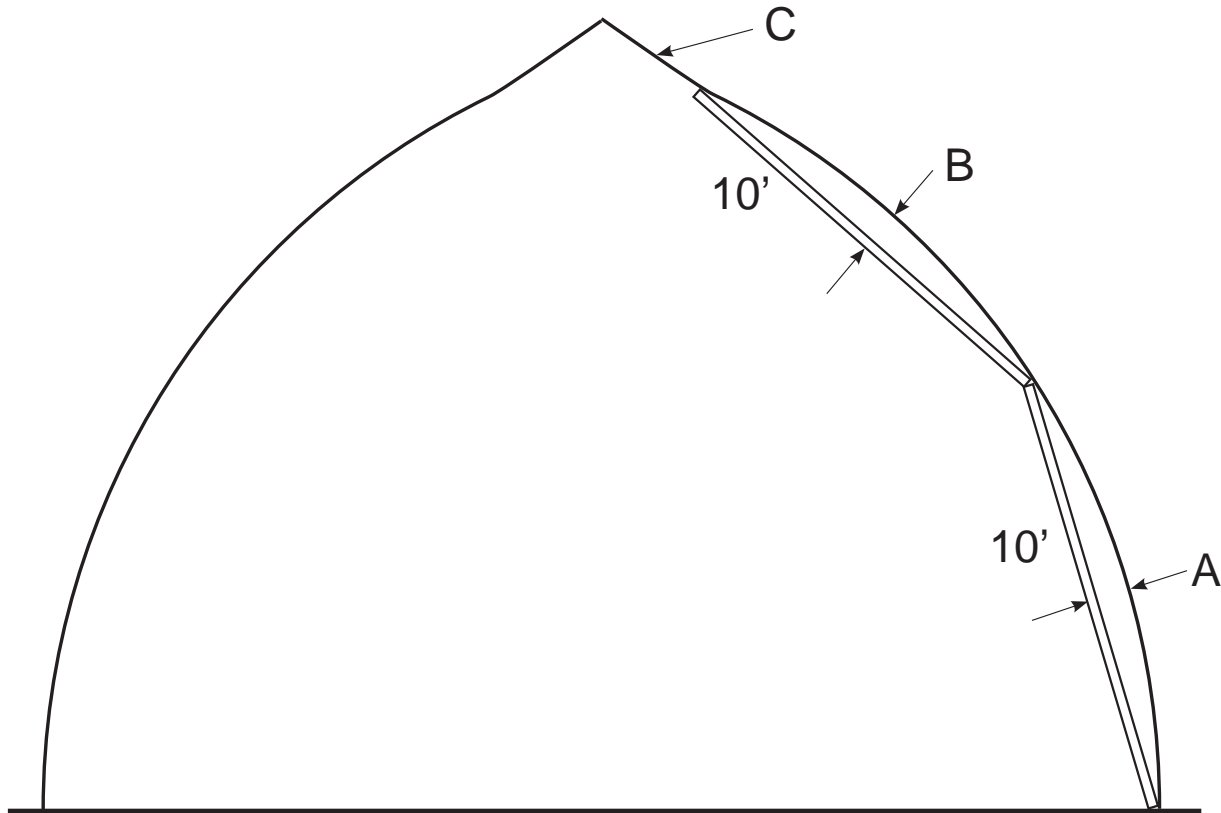


DDST-03	Drip Flashing P.P.	•	•	N/A	N/A
DDST-03	Drip Flashing Galv.	•	•	N/A	N/A

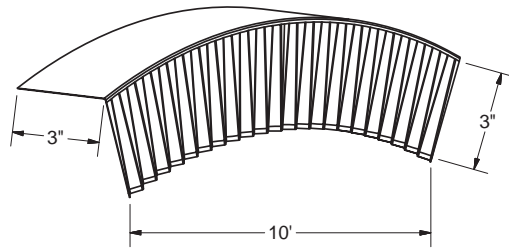
* TRIMS OVER 12' 6" ARE SUBJECT TO A PACKAGING SURCHARGE

▶ INDICATES PAINTED SIDE

A-18 ARCH TRIM CALCULATION



Example: "A" = 7-1/2"
 "B" = 10"
 "C" = Straight (no gap)



1. Starting at the base of the wall, hold a 10 foot 2" x 4" board against the inside of the rafter.
2. Measure the gap between the board and the rafter at the middle of the 10 foot 2" x 4".
3. Continue to measure the gap at 10 foot intervals up the inside of the rafter.

- A-18 Arch trims are available in 10'6" lengths only and prepainted on the outside or inside.
- A standard A-18 Arch Trim is 3" flat x 3" crimped.
- Arch Trim dimensions can be increased up to 5" flat x 5" crimped, and would be priced as a custom trim.

10' 6"

A-18 Arch Trim P.P.	•
A-18 Arch Trim Galv.	•

FASTENERS FOR PRO-RIB / TUFF-RIB / LO-RIB

Tru-Grip Type 17 HiLo


- HWH = Hex Washer Head, Metal to Wood
- Comes with EPDM Bonded washer
- Zinc coated for corrosion resistance



Part Number	Size	Head Size	Bag/Case Qty.
12WG101HL	#10 x 1"	1/4"	250/3000
12WG1015HL	#10 x 1 1/2"	1/4"	250/2000
12WG102HL	#10 x 2"	1/4"	250/1500
12WG1025HL	#10 x 2 1/2"	1/4"	250/1000
12WG103HL	#10 x 3"	1/4"	250/1000
12WG1035	#10 x 3-1/2"	1/4"	250/750
12WG104	#10 x 4"	1/4"	250/500

Tru-Grip GT

- HWH = Hex Washer Head, Metal to Wood
- Comes with EPDM Bonded washer
- Long-life coated for extended corrosion resistance




Part Number	Size	Head Size	Bag/Case Qty.
12WG141	#14 x 1"	3/8"	250/2500
12WG1412	#14 x 1 1/4"	3/8"	250/1500
12WG1415	#14 x 1 1/2"	3/8"	250/1500
12WG1420	#14 x 2"	3/8"	250/1000
12WG1425	#14 x 2 1/2"	3/8"	250/1000
12WG1430	#14 x 3"	3/8"	250/750
12WG1435	#14 x 3-1/2"	3/8"	250/500
12WG1440	#14 x 4"	3/8"	250/500

Stitch Screws

- Metal to Metal
- Pre-assembled with EPDM bonded washers
- Long-life coated for extended corrosion resistance
- Sold in multiples of 100 pieces

Part Number	Size	Head Size	Bag/Case Qty.
25-1270	12 x 3/4"	1/4"	250/3000
25-2510W	10 - 16 x 1" #3 Point	5/16"	250/2500



DEKTITE UNIVERSAL FLEXIBLE PIPE FLASHING

- This universal flashing has been designed to fit virtually all panel configurations.
- Sleeve flexibility absorbs vibration and pipe movement caused by expansion/contraction.
- Easy on-site customization can accommodate all normal installations.
- All parts are grey in colour except the high temp variation which is red in colour.
- Other sizes are available upon request.
- Parts are paintable.
- **For extreme pitch or surface irregularity, select next larger size.**



Part No.	Description	Fits Pipe	Service Temp.
26DEK-8001	No. 1	1/4" - 2-1/2"	-65 F to +250 F
26DEK-8002	2	1-3/4" - 3-1/4"	-65 F to +250 F
26DEK-8003	3	1/4" - 5"	-65 F to +250 F
26DEK-8003HT	3 High Temp	1/4" - 5"	-40 F to +350 F
26DEK-8004	4	3" - 6-1/4"	-65 F to +250 F
26DEK-8005	5	4-1/4" - 7-1/2"	-65 F to +250 F
26DEK-8006	6	5" - 9"	-65 F to +250 F
26DEK-8006HT	6 High Temp	5" - 9"	-40 F to +350 F
26DEK-8007	7	6" - 11"	-65 F to +250 F
26DEK-8007HT	7 High Temp	6" - 11"	-40 F to +350 F
26DEK-8008	8	7" - 13"	-65 F to +250 F
26DEK-8008HT	8 High Temp	7" - 13"	-40 F to +350 F
26DEK-8009	9	10" - 19"	-65 F to +250 F
26DEK-8009HT	9 High Temp	10" - 19"	-40 F to +350 F

- Durasil is an approved sealant for use with Dektite. Please see PR-37 for more information.

DEKTITE RETROFIT FLEXIBLE PIPE FLASHING


- Designed for applications where you don't have easy access or when a repair is needed.
- All parts are grey in colour.



Part No.	Description	Fits Pipe
26DEK8011	No. 1	3/4" - 2-3/4"
26DEK8012	2	2" - 7-1/4"
26DEK8013	3	3-1/4" - 10"

DEKSTRIP® Expandable Edge Flashing System

- Flexible weatherproof roof flashing system. Aluminum edging conforms to all roof panel configurations.
- Sold by the lineal foot



Part No.	Description
26DEKSTRIP-9	9 in. wide
26DEKSTRIP-18	18 in. wide

RIDGE VENTING AND CLOSURES

FOAM CLOSURE STRIPS - PRO RIB / LO RIB / TUFF-RIB

Large Tab (Pro-Rib shown)



Small Tab (Pro-Rib shown)




· 100 per/box

15CLOS-10536" (Large Tab) Ridge c/w adhesive

15CLOS-10036" (Small Tab) Eaves no adhesive

VENTED CLOSURE - PRO-RIB / TUFF-RIB



- Provides the ultimate attic ventilation benefits & eliminates condensation
- Made from durable, flame & tear-resistant, recycled fiber-based polyester. Non-woven and non-wicking
- Keeps out moisture, pests, dust & prevents wind driven rain infiltration
- Net Free Air of 17 sq. in. per linear ft.

· 25 per box

15CLVT-150Large Tab

FLEX-O-VENT



- Won't absorb moisture, which can freeze and block all ventilation
- Easy installation by just one person
- 40 Year Limited Warranty
- ASTM E 84 tested
- Made from recycled material
- Net Free Air of up to 23 sq. in. per linear ft.
- 1" is for rib heights up to 3/4"
- 1.5" is for rib heights up to 1-1/4"

15FLOV1X2-20.....1" x 2" x 20' Rolls

15FLEXOVENT-20.....1.5" x 3" x 20' Rolls

HIP AND VALLEY CLOSURES

EMSEAL AST

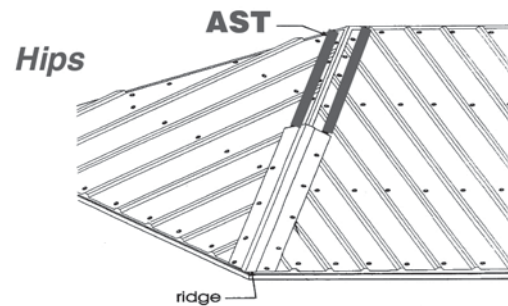
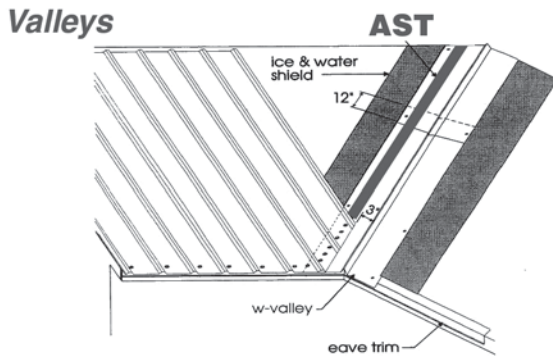
AST is a self-adhering tape seal made from resilient, open-cell polyurethane foam impregnated with a water-based acrylic-modified asphalt emulsion.

Ideal application temperature is approx. 75°F (24°C). Expansion will be faster at higher temperatures and slower at lower temperatures. For faster expansion in cold conditions keep the material warm before use.

- Polyurethane foam with acrylic, asphalt emulsion
- 32 rolls per box



15ASH-CLOS 1" x 3/4" x 19.68 LF (6 metres)



SEALANTS

DURASIL SEALANT / ADHESIVE

Durasil can be used for a wide range of applications to ensure weather-tight protection. It can be used on metal flashings, roofing / siding, flexible pipe flashing, chimney stacks, cove joints, window / door frames.

- Translucent
- Neutral Cure. Will not promote corrosion of metal
- Solvent free, 100% solids will not shrink
- Non-slump, applies vertically and overhead
- 10 minute skin over
- +/-50% joint movement
- Service temperature range from -80°F to 400°F

- 24 per case

41DURASIL - 300 ml Tube



LAP SEALANTS



BUTYL TAPE SEALANT

Designed to create a long lasting, flexible weather seal for metal to metal applications.

- Crosslinked for easy install on wide temperature ranges.
- No shrinkage
- Non-hardening

It is recommended that Butyl Tape not be applied below temperatures of 4 degrees Celsius unless the installed surface is free of all moisture, frost, and contaminants. Butyl Tape should not be applied if temperatures exceed 35 degrees Celsius.

- 24 per case

14BUTYL-041..... 1/16" x 1/2" x 50' Roll

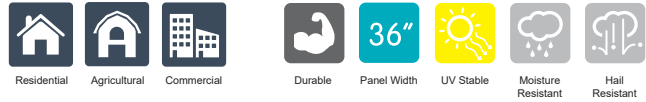


BUTYL TUBE CAULKING

- 30 per case

14BUTYL-042..... 300 ml Cartridge

COVERLITE POLYCARBONATES



High Light Transmission:

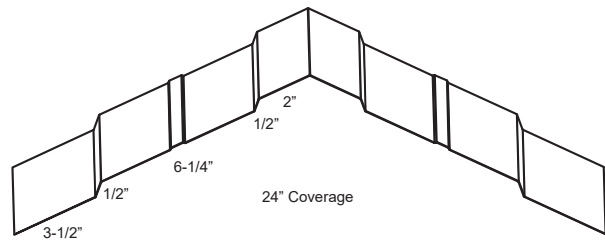
Coverlite Polycarbonates offer the perfect amount of light transmission.

- Crystal Clear: 90%, Bronze: 35%

COVERLITE HIGH-TOP RIDGE COVER

- Available in Crystal Clear

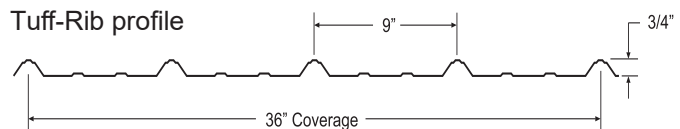
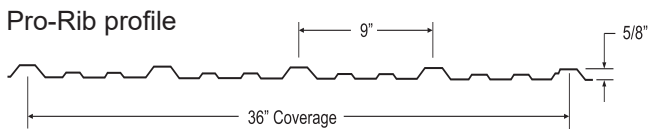
Part #	Size	Colour
12345.....	2 ft x 10 ft 6 in	Crystal Clear



- Matching metal Ridge Cover profile is available (A12B/24).
- Pre-drill a 5/16" hole and install a required 2" Tru-Grip fastener with oversized washer (see below).

COVERLITE PANELS - PRO-RIB, TUFF-RIB

- Available in Crystal Clear or Bronze
- Available in Pro-Rib or Tuff-Rib profiles.



Pro-Rib Part #	Dimensions	Colour	Tuff-Rib Part #
31PCPRO-8.....	3 ft x 8 ft	Crystal Clear	31PC/36-8'
31SPCPRO-8.....	3 ft x 8 ft	Bronze	31SPC-8'
31PCPRO-12.....	3 ft x 12 ft	Crystal Clear	31PC/36-12'
31SPCPRO-12.....	3 ft x 12 ft	Bronze	31SPC-12'
31PCPRO-16.....	3 ft x 16 ft	Crystal Clear	1PC/36-16'
31SPCPRO-16.....	3 ft x 16 ft	Bronze	31SPC-16'

TRU-GRIP GT OSW (OVER-SIZED WASHER)

- PVC or polycarbonate to wood
- EPDM bonded washer provides weathertight seal during expansion/contraction
- Long-life coated for extended corrosion resistance



Part No.	Description	Head Size	Bag/Case Qty.
12WG1015/LDW	#10 x 1-1/2"	1/4"	250/1000
12WG102/LDW	#10 x 2"	1/4"	250/1000

- Custom lengths are subject to a cutting charge
- Cut to length parts are not returnable.

INDEX

PB-RIB PANEL TRIMS & ACCESSORIES

PB-Rib Panel Profiles PB-2
Gauges and Colours..... PB-2
Pro-Rib Metal Soffit PB-3
PB-Rib Trims & Flashings PB-4 to 15
Fasteners..... PB-16
Dektite / Dekstrip Flexible Flashing PB-17
Ridge Venting and Closures..... PB-18
Hip & Valley Closures..... PB-19
Durasil Sealant Adhesive / Lap Sealants PB-20



PB-RIB PANELS

Features and Benefits



Panels Cut To Length



Wide Variety of Colours



40 Year Warranty



Minimum Slope



Recyclable Material



Fire Resistant



Hail Resistant



Panel Width



Gauge



Gauge

Applications




Commercial



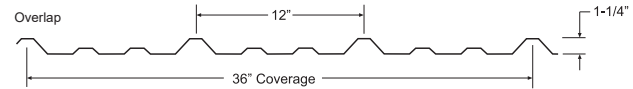

Agricultural



Industrial



High rib design for low sloped roofs and heavy loads.



- Standard lengths are 4' to 40'

PB-Rib - Colours and Gauges

STOCK COLOURS - 40 Year Warranty. Please call for additional colours & availability.

Colours shown below are for reference only. Please see our colour selector for accurate colour samples.

Colour	26 ga.	24 ga.	Colour	26 ga.	24 ga.
White White (QC 28317)	•	•	Buckskin (QC 28055)	•	
Brite White (QC 28783)	•		Dark Brown (QC 28229)	•	
Bone White (QC 28273)	•		Coffee Brown (QC 28326)	•	
Cambridge White (QC 28695)	•		Charcoal Low Gloss (QC 28710) - Sept/23	•	•
Black Low Gloss (QC 28224) - Sept/23	•	•	Silver Metallic **		•
Barn Red (QC 28250)	•		Metallic Copper **		•
Antique Linen (QC 28696)	•				

** Silver Metallic and Metallic Copper in 24ga. have a 30 year warranty.

UNPAINTED STOCK

Colour	26 ga.	24 ga.	Colour	26 ga.	24 ga.
Galvalume Plus	•	•	Galvanized Plus	•	

TOUCH-UP PAINT

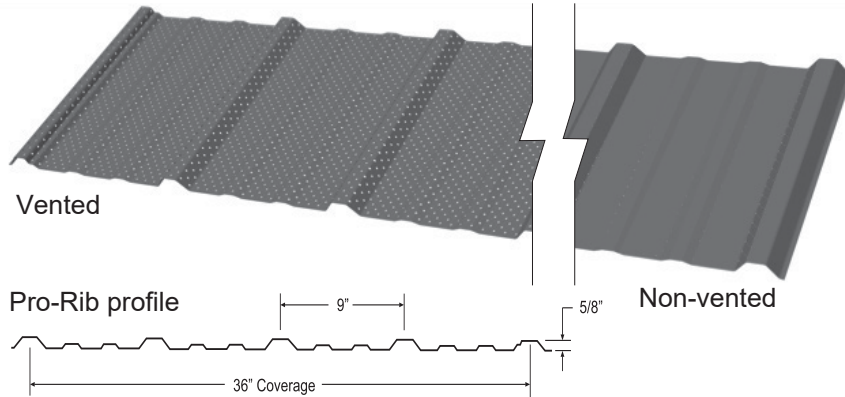
14PT2-100.....2 oz. container w/brush

Larger sizes available upon request.


Panels less than 48" long are subject to a cutting charge

Additional packaging charges may apply for longer lengths.

PRO-RIB METAL SOFFIT



Features and Benefits



- Stronger than aluminum
- Less vibration from wind
- 13.4 % free air (vented profile)

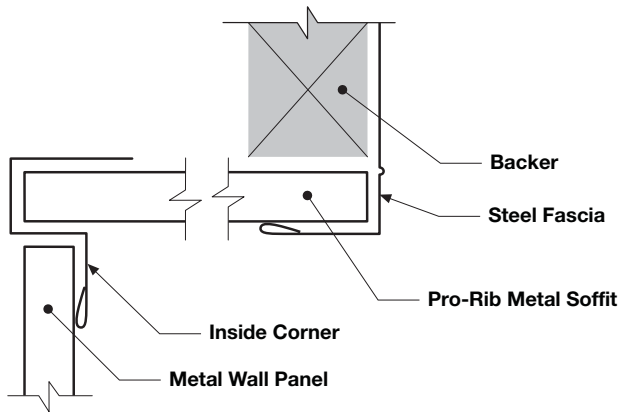
- Available in custom cut lengths starting from 6”.
- **To order panels over 48” long refer to Perforated Panels on page PR-6.**

STOCK COLOURS - Please call for additional colours & availability
28 GAUGE HI-TENSILE PREPAINTED - 40 YEAR WARRANTY

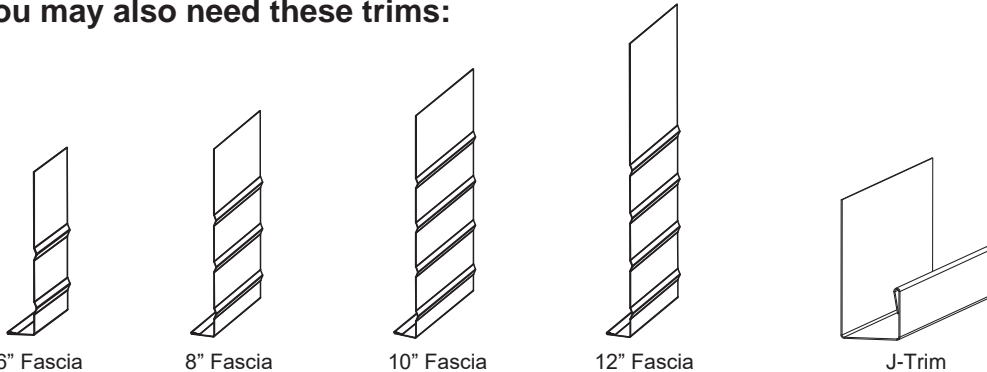
Brite White (QC 28783)
Black Low Gloss (QC 28224) - Sept/23

Coffee Brown (QC 28326)
Charcoal Low Gloss (QC 28710) - Sept/23

TRIMS & INSTALLATION



You may also need these trims:

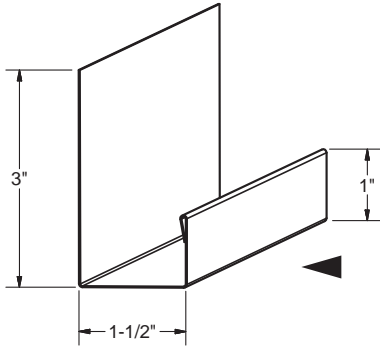


26/24 GA. PB-RIB TRIMS

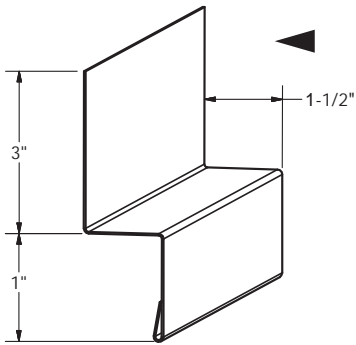
(P.P. Indicates Pre-Painted)

LENGTH

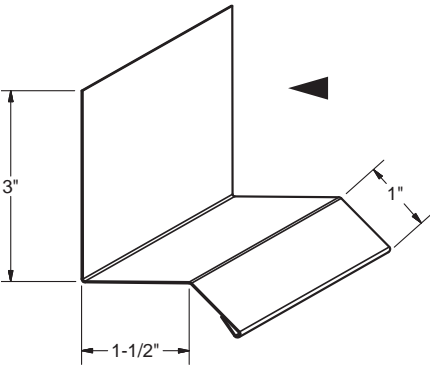
10' 6" 12' 6" 14' 6" 16' 6"



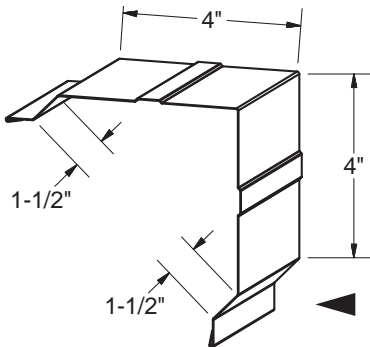
C1	1.5" J Trim P.P.	•	•	•	•
C1	1.5" J Trim Galv	•	•	•	•



C2	1.5" Base / Divider P.P.	•	•	•	•
C2	1.5" Base / Divider Galv.	•	•	•	•



C3	Drip Flashing P.P.	•	•	•	•
C3	Drip Flashing Galv.	•	•	•	•



C4B	Outside Corner P.P.	•	•	•	•
C4B	Outside Corner Galv.	•	•	•	•

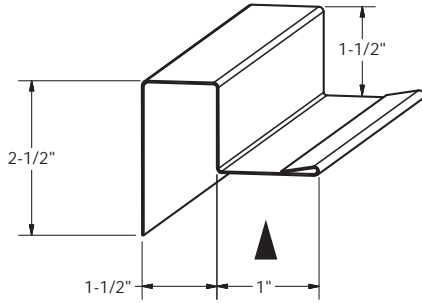
▶ INDICATES PAINTED SIDE

26/24 GA. PB-RIB TRIMS

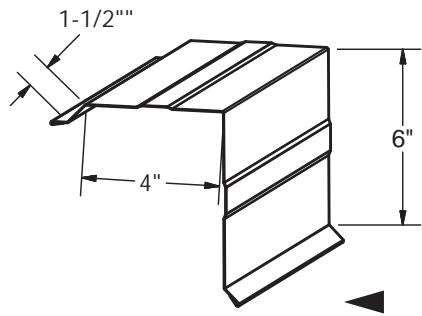
(P.P. Indicates Pre-Painted)

LENGTH

10' 6" 12' 6" 14' 6" 16' 6"

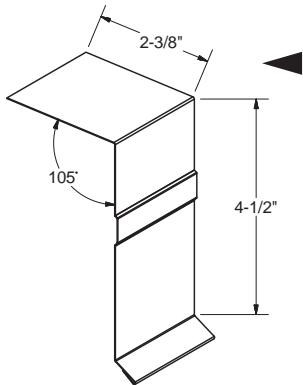


C5	1.5" Inside Corner P.P.	•	•	•	•
C5	1.5" Inside Corner Galv.	•	•	•	•



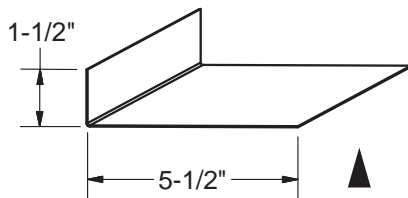
C6B	Gable Flashing P.P.	•	•	•	•
C6B	Gable Flashing Galv.	•	•	•	•

• Use with C7B Rake Flashing



C7B	Rake Flashing P.P.	•	•	•	•
C7B	Rake Flashing Galv.	•	•	•	•

• Use with C6B Gable Flashing



C10	5.50 Header Trim P.P.	•	•	•	•
C10	5.50 Header Trim Galv.	•	•	•	•

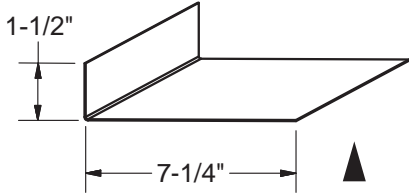
▶ INDICATES PAINTED SIDE

26/24 GA. PB-RIB TRIMS

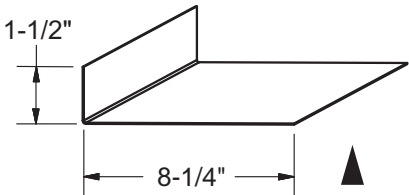
(P.P. Indicates Pre-Painted)

LENGTH

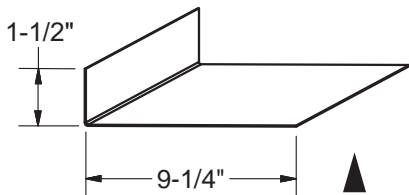
10' 6" 12' 6" 14' 6" 16' 6"



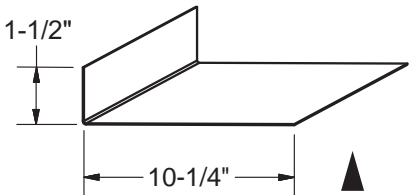
C10	7.25 Header Trim P.P.	•	•	•	•
C10	7.25 Header Trim Galv.	•	•	•	•



C10	8.25 Header Trim P.P.	•	•	•	•
C10	8.25 Header Trim Galv.	•	•	•	•



C10	9.25 Header Trim P.P.	•	•	•	•
C10	9.25 Header Trim Galv.	•	•	•	•



C10	10.25 Header Trim P.P.	•	•	•	•
C10	10.25 Header Trim Galv.	•	•	•	•

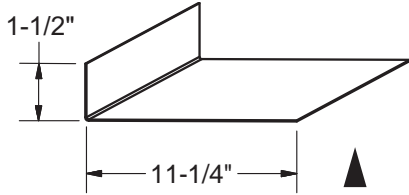
▶ INDICATES PAINTED SIDE

26/24 GA. PB-RIB TRIMS

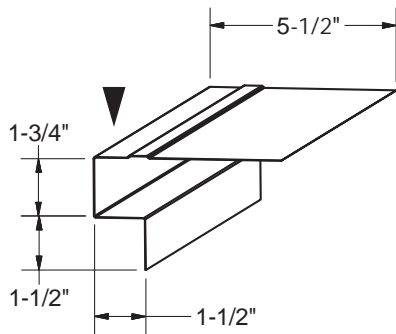
(P.P. Indicates Pre-Painted)

LENGTH

10' 6" 12' 6" 14' 6" 16' 6"

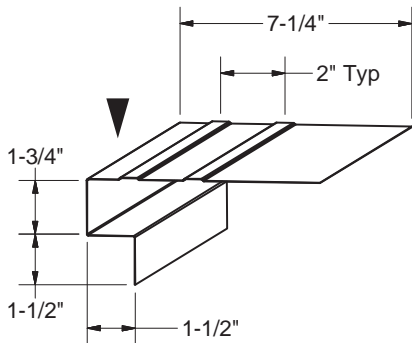


C10	11.25 Header Trim P.P.	•	•	•	•
C10	11.25 Header Trim Galv.	•	•	•	•



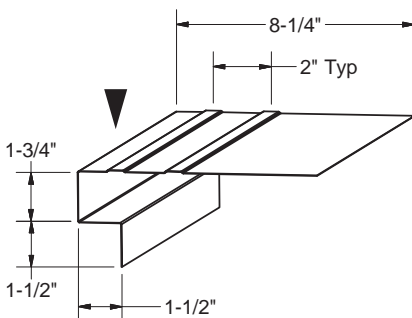
C11B	5.50 Door Jamb Flashing P.P.	•	•	•	•
C11B	5.50 Door Jamb Flashing Galv.	•	•	•	•

• Available with or without stiffening ribs.



C11B	7.25 Door Jamb Flashing P.P.	•	•	•	•
C11B	7.25 Door Jamb Flashing Galv.	•	•	•	•

• Available with or without stiffening ribs.



C11B	8.25 Door Jamb Flashing P.P.	•	•	•	•
C11B	8.25 Door Jamb Flashing Galv.	•	•	•	•

• Available with or without stiffening ribs.

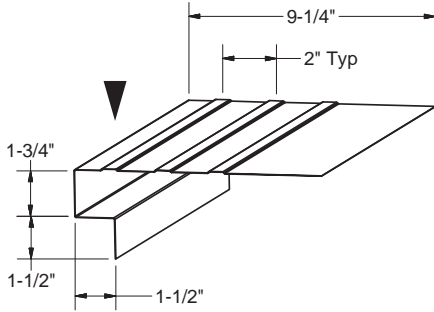
▶ INDICATES PAINTED SIDE

26/24 GA. PB-RIB TRIMS

(P.P. Indicates Pre-Painted)

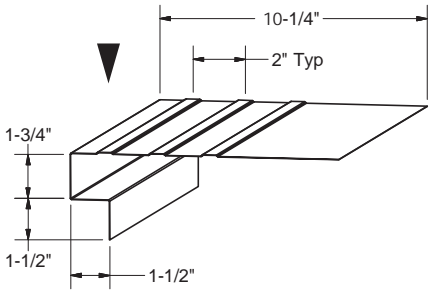
LENGTH

10' 6" 12' 6" 14' 6" 16' 6"



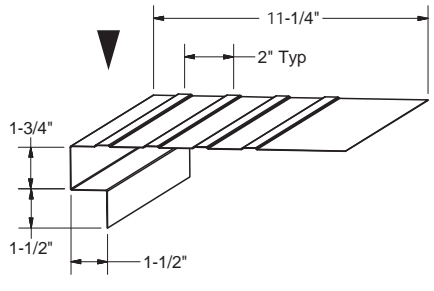
C11B	9.25 Door Jamb Flashing P.P.	•	•	•	•
C11B	9.25 Door Jamb Flashing Galv.	•	•	•	•

• Available with or without stiffening ribs.



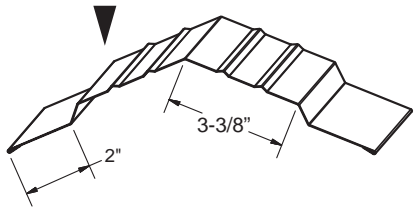
C11B	10.25 Door Jamb P.P.	•	•	•	•
C11B	10.25 Door Jamb Galv.	•	•	•	•

• Available with or without stiffening ribs.



C11B	11.25 Door Jamb P.P.	•	•	•	•
C11B	11.25 Door Jamb Galv.	•	•	•	•

• Available with or without stiffening ribs.



C12B	12" Ridge Cover P.P.	•	•	•	•
C12B	12" Ridge Cover Galv.	•	•	•	•

• #14 x 2-1/2" Tru-Grip fastener is recommended for installation.

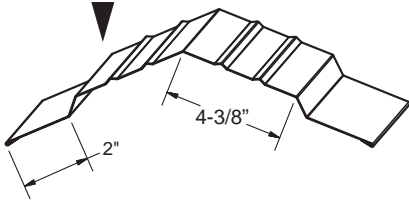
▶ INDICATES PAINTED SIDE

26/24 GA. PB-RIB TRIMS

(P.P. Indicates Pre-Painted)

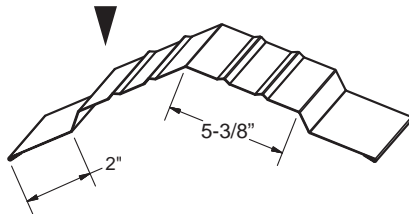
LENGTH

10' 6" 12' 6" 14' 6" 16' 6"



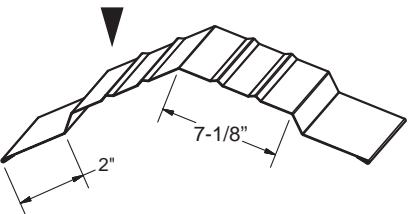
C12B/14	14" Ridge Cover P.P.	•	•	•	•
C12B/14	14" Ridge Cover Galv.	•	•	•	•

• #14 x 2-1/2" Tru-Grip fastener is recommended for installation.



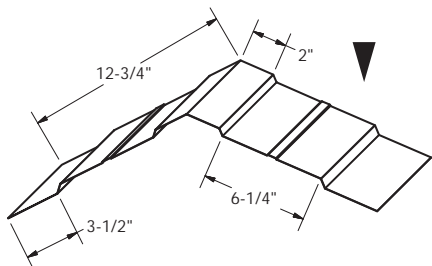
C12B/16	16" Ridge Cover P.P.	•	•	•	•
C12B/16	16" Ridge Cover Galv.	•	•	•	•

• #14 x 2-1/2" Tru-Grip fastener is recommended for installation.



C12B/20	20" Ridge Cover P.P.	•	•	•	•
C12B/20	20" Ridge Cover Galv.	•	•	•	•

• #14 x 2-1/2" Tru-Grip fastener is recommended for installation.



C-12B/24	24" Ridge Cover P.P.	•	•	•	•
C-12B/24	24" Ridge Cover Galv.	•	•	•	•

• Matches 24" Coverlite polycarbonate Ridge Cover.
• #14 x 2-1/2" Tru-Grip fastener is recommended for installation.

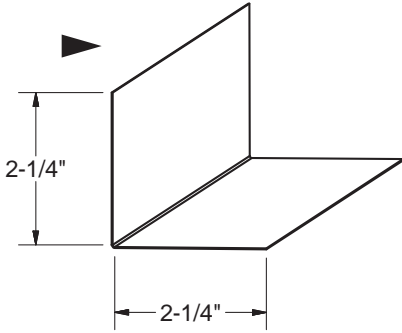
▶ INDICATES PAINTED SIDE

26/24 GA. PB-RIB TRIMS

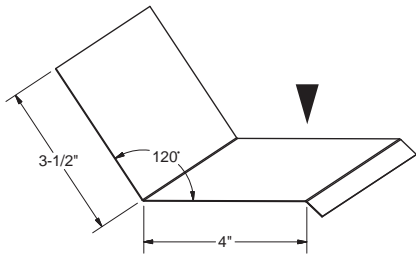
(P.P. Indicates Pre-Painted)

LENGTH

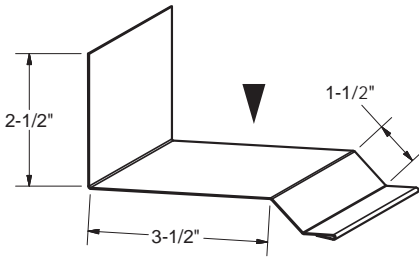
10' 6" 12' 6" 14' 6" 16' 6"



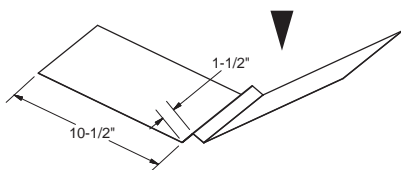
C13	Universal Flashing P.P.	•	•	•	•
C13	Universal Flashing Galv.	•	•	•	•



C14	Endwall Flashing P.P.	•	•	•	•
C14	Endwall Flashing Galv.	•	•	•	•



C15	Sidewall Flashing P.P.	•	•	•	•
C15	Sidewall Flashing Galv.	•	•	•	•



C17/24	24" W Valley Flashing P.P.	•	•	N/A	N/A
C17/24	24" W Valley Flashing Galv.	•	•	N/A	N/A

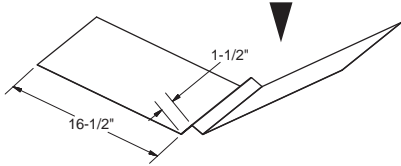
▶ INDICATES PAINTED SIDE

26/24 GA. PB-RIB TRIMS

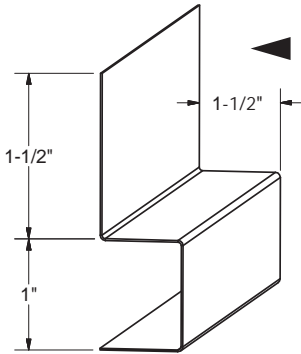
(P.P. Indicates Pre-Painted)

LENGTH

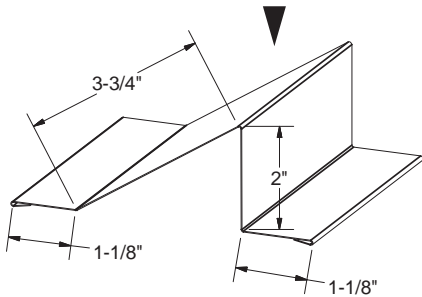
10' 6" 12' 6" 14' 6" 16' 6"



C17/36	36" W Valley Flashing P.P.	•	•	N/A	N/A
C17/36	36" W Valley Flashing Galv.	•	•	N/A	N/A

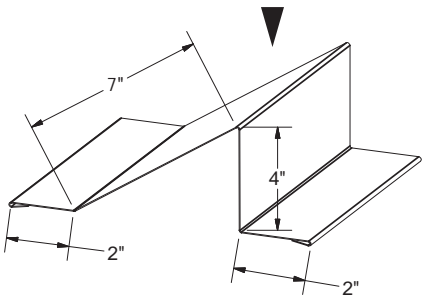


C19	1.5" Box Base P.P.	•	•	•	•
C19	1.5" Box Base Galv.	•	•	•	•



C20/2	2" Snow Guard P.P.	•	•	•	•
C20/2	2" Snow Guard Galv.	•	•	•	•

• #14 x 2-1/2" Tru-Grip fastener is recommended for installation.



C20/4	4" Snow Guard P.P.	•	•	•	•
C20/4	4" Snow Guard Galv.	•	•	•	•

• #14 x 2-1/2" Tru-Grip fastener is recommended for installation.

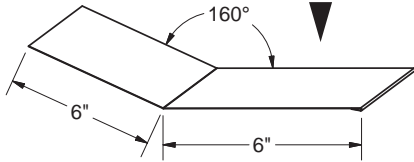
▶ INDICATES PAINTED SIDE

26/24 GA. PB-RIB TRIMS

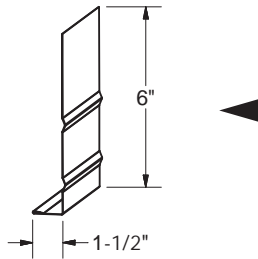
(P.P. Indicates Pre-Painted)

LENGTH

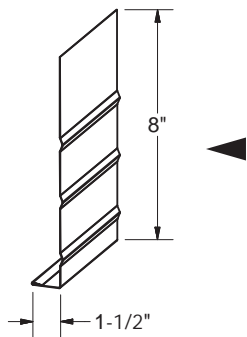
10' 6" 12' 6" 14' 6" 16' 6"



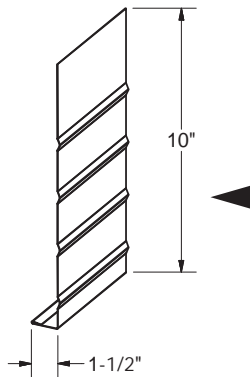
C26	Pitch Break P.P.	•	•	•	•
C26	Pitch Break Galv.	•	•	•	•



C32B	6" Steel Fascia P.P.	•	•	•	•
C32B	6" Steel Fascia Galv.	•	•	•	•



C33B	8" Steel Fascia P.P.	•	•	•	•
C33B	8" Steel Fascia Galv.	•	•	•	•



C34B	10" Steel Fascia P.P.	•	•	•	•
C34B	10" Steel Fascia Galv.	•	•	•	•

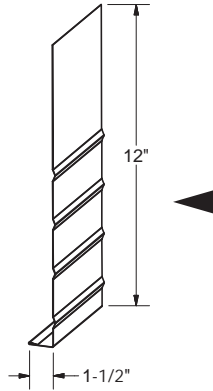
▶ INDICATES PAINTED SIDE

26/24 GA. PB-RIB TRIMS

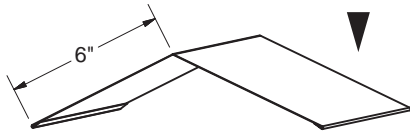
(P.P. Indicates Pre-Painted)

LENGTH

10' 6" 12' 6" 14' 6" 16' 6"

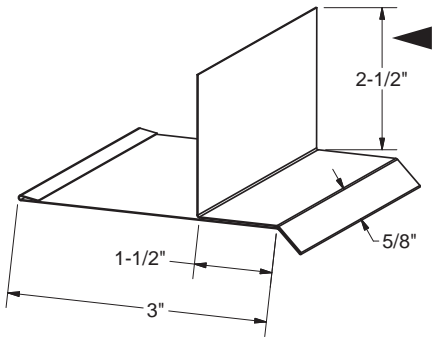


C35B	12" Steel Fascia P.P.	•	•	•	•
C35B	12" Steel Fascia Galv.	•	•	•	•

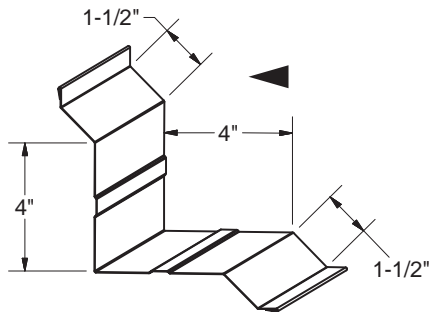


C41	12" LP Ridge Cover P.P.	•	•	•	•
C41	12" LP Ridge Cover Galv.	•	•	•	•

• #14 x 2-1/2" Tru-Grip fastener is recommended for installation.



C62	Fascia to Soffit P.P.	•	•	•	•
C62	Fascia to Soffit Galv.	•	•	•	•



C70B	Inside Corner P.P.	•	•	•	•
C70B	Inside Corner Galv.	•	•	•	•

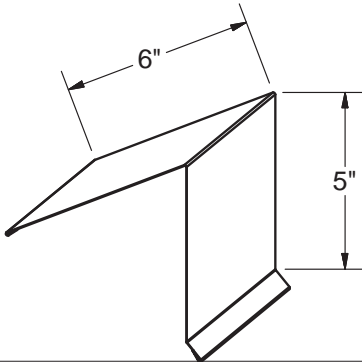
▶ INDICATES PAINTED SIDE

26/24 GA. PB-RIB TRIMS

(P.P. Indicates Pre-Painted)

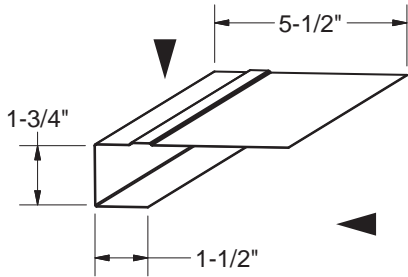
LENGTH

10' 6" 12' 6" 14' 6" 16' 6"



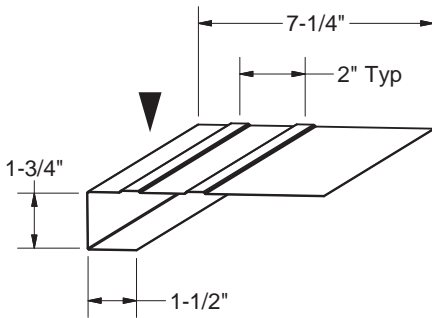
C72	Peak Flashing P.P.	•	•	•	•
C72	Peak Flashing Galv.	•	•	•	•

• #14 x 2-1/2" Tru-Grip fastener is recommended for installation.



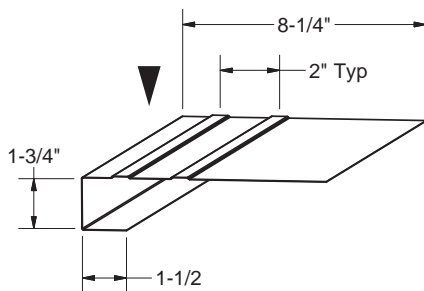
C73B	5.50 Door Jamb Flashing P.P.	•	•	•	•
C73B	5.50 Door Jamb Flashing Galv.	•	•	•	•

• Available with or without stiffening ribs.



C73B	7.25 Door Jamb Flashing P.P.	•	•	•	•
C73B	7.25 Door Jamb Flashing Galv.	•	•	•	•

• Available with or without stiffening ribs.



C73B	8.25 Door Jamb Flashing P.P.	•	•	•	•
C73B	8.25 Door Jamb Flashing Galv.	•	•	•	•

• Available with or without stiffening ribs.

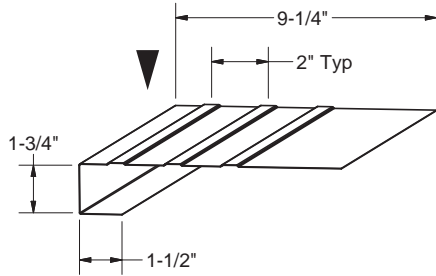
▶ INDICATES PAINTED SIDE

26/24 GA. PB-RIB TRIMS

(P.P. Indicates Pre-Painted)

LENGTH

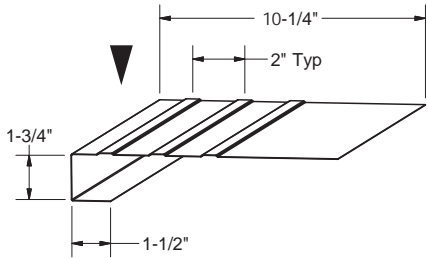
10' 6" 12' 6" 14' 6" 16' 6"



C73B	9.25 Door Jamb Flashing P.P.	•	•	•	•
------	------------------------------	---	---	---	---

C73B	9.25 Door Jamb Flashing Galv.	•	•	•	•
------	-------------------------------	---	---	---	---

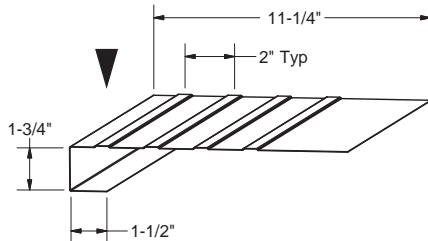
• Available with or without stiffening ribs.



C73B	10.25 Door Jamb Flashing P.P.	•	•	•	•
------	-------------------------------	---	---	---	---

C73B	10.25 Door Jamb Flashing Galv.	•	•	•	•
------	--------------------------------	---	---	---	---

• Available with or without stiffening ribs.



C73B	11.25 Door Jamb Flashing P.P.	•	•	•	•
------	-------------------------------	---	---	---	---

C73B	11.25 Door Jamb Flashing Galv.	•	•	•	•
------	--------------------------------	---	---	---	---


• Available with or without stiffening ribs.

▶ INDICATES PAINTED SIDE

FASTENERS FOR PB-RIB

Tru-Grip GT

- HWH = Hex Washer Head, Metal to Wood
- Comes with EPDM Bonded washer
- Long-life coated for extended corrosion resistance



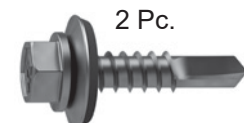

We recommend the use of #14 fasteners for the installation of PB-Rib.

Part Number	Size	Head Size	Bag/Case Qty.
12WG141	#14 x 1"	3/8"	250/2500
12WG1412	#14 x 1 1/4"	3/8"	250/1500
12WG1415	#14 x 1 1/2"	3/8"	250/1500
12WG1420	#14 x 2"	3/8"	250/1000
12WG1425	#14 x 2 1/2"	3/8"	250/1000
12WG1430	#14 x 3"	3/8"	250/750
12WG1435	#14 x 3-1/2"	3/8"	250/500
12WG1440	#14 x 4"	3/8"	250/500

Stitch Screws

- Metal to Metal
- Pre-assembled with EPDM bonded washers
- Long-life coated for extended corrosion resistance
- Sold in multiples of 100 pieces

Part Number	Size	Head Size	Bag/Case Qty.
25-1790W	1/4 - 14 x 7/8" #1 Point	5/16"	250/3000
25-1420W	12 - 14 x 3/4" #3 Point	5/16"	250/2500
25-1490W	12 - 14 x 1" #3 Point	5/16"	250/2500



DEKTITE UNIVERSAL FLEXIBLE PIPE FLASHING

- This universal flashing has been designed to fit virtually all panel configurations.
- Sleeve flexibility absorbs vibration and pipe movement caused by expansion/contraction.
- Easy on-site customization can accommodate all normal installations.
- All parts are grey in colour except the high temp variation which is red in colour.
- Other sizes are available upon request.
- Parts are paintable.
- **For extreme pitch or surface irregularity, select next larger size.**



Part No.	Description	Fits Pipe	Service Temp.
26DEK-8001	No. 1	1/4" - 2-1/2"	-65 F to +250 F
26DEK-8002	2	1-3/4" - 3-1/4"	-65 F to +250 F
26DEK-8003	3	1/4" - 5"	-65 F to +250 F
26DEK-8003HT	3 High Temp	1/4" - 5"	-40 F to +350 F
26DEK-8004	4	3" - 6-1/4"	-65 F to +250 F
26DEK-8005	5	4-1/4" - 7-1/2"	-65 F to +250 F
26DEK-8006	6	5" - 9"	-65 F to +250 F
26DEK-8006HT	6 High Temp	5" - 9"	-40 F to +350 F
26DEK-8007	7	6" - 11"	-65 F to +250 F
26DEK-8007HT	7 High Temp	6" - 11"	-40 F to +350 F
26DEK-8008	8	7" - 13"	-65 F to +250 F
26DEK-8008HT	8 High Temp	7" - 13"	-40 F to +350 F
26DEK-8009	9	10" - 19"	-65 F to +250 F
26DEK-8009HT	9 High Temp	10" - 19"	-40 F to +350 F

· Durasil is an approved sealant for use with Dektite. Please see PB-20 for more information.

DEKTITE RETROFIT FLEXIBLE PIPE FLASHING

- Designed for applications where you don't have easy access or when a repair is needed.
- All parts are grey in colour.




Part No.	Description	Fits Pipe
26DEK8011	No. 1	3/4" - 2-3/4"
26DEK8012	2	2" - 7-1/4"
26DEK8013	3	3-1/4" - 10"

DEKSTRIP® Expandable Edge Flashing System

- Flexible weatherproof roof flashing system. Aluminum edging conforms to all roof panel configurations.
- Sold by the lineal foot

Part No.	Description
26DEKSTRIP-9	9 in. wide
26DEKSTRIP-18	18 in. wide



RIDGE VENTING AND CLOSURES

FOAM CLOSURE STRIPS - PB-RIB

Large Tab



Small Tab




· 100 per/box

15CLOS-PBRL36" (Large Tab) Ridge c/w adhesive

15CLOS-PBRS.....36" (Small Tab) Eaves no adhesive

VENTED CLOSURE - PB-RIB



- Provides the ultimate attic ventilation benefits & eliminates condensation
- Made from durable, flame & tear-resistant, recycled fiber-based polyester. Non-woven and non-wicking
- Keeps out moisture, pests, dust & prevents wind driven rain infiltration
- Net Free Air of 17 sq. in. per linear ft.

· 25 per box

15PBLPVT.....Large Tab

FLEX-O-VENT



- Won't absorb moisture, which can freeze and block all ventilation
- Easy installation by just one person
- 40 Year Limited Warranty
- ASTM E 84 tested
- Made from recycled material
- Net Free Air of up to 23 sq. in. per linear ft.
- For rib height up to 1-1/4"

15FLEXOVENT-20.....1.5" x 3" x 20' Rolls

HIP AND VALLEY CLOSURES

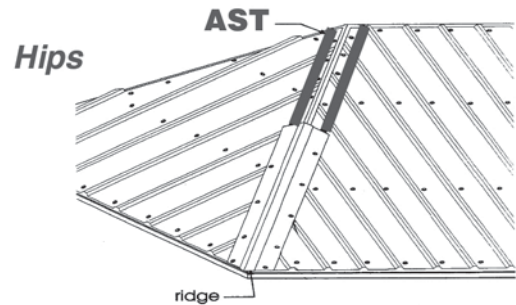
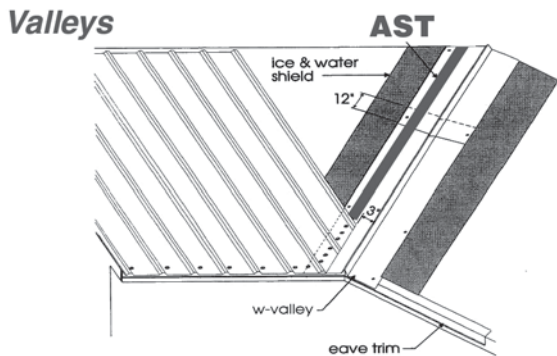
EMSEAL AST

AST is a self-adhering tape seal made from resilient, open-cell polyurethane foam impregnated with a water-based acrylic-modified asphalt emulsion.

Ideal application temperature is approx. 75°F (24°C). Expansion will be faster at higher temperatures and slower at lower temperatures. For faster expansion in cold conditions keep the material warm before use.

- Polyurethane foam with acrylic, asphalt emulsion
- 16 rolls per box

15ASH-175.....1-3/4" x 1-1/2" x 13.12 LF (4 metres)



SEALANTS

DURASIL SEALANT / ADHESIVE

Durasil can be used for a wide range of applications to ensure weather-tight protection. It can be used on metal flashings, roofing / siding, flexible pipe flashing, chimney stacks, cove joints, window / door frames.

- Translucent
 - Neutral Cure. Will not promote corrosion of metal
 - Solvent free, 100% solids will not shrink
 - Non-slump, applies vertically and overhead
 - 10 minute skin over
 - +/-50% joint movement
 - Service temperature range from -80°F to 400°F
-
- 24 per case
- 41DURASIL - 300 ml Tube



LAP SEALANTS



BUTYL TAPE SEALANT

Designed to create a long lasting, flexible weather seal for metal to metal applications.

- Crosslinked for easy install on wide temperature ranges.
- No shrinkage
- Non-hardening

It is recommended that Butyl Tape not be applied below temperatures of 4 degrees Celsius unless the installed surface is free of all moisture, frost, and contaminants. Butyl Tape should not be applied if temperatures exceed 35 degrees Celsius.

- 24 per case
- 14BUTYL-040..... 1/8" x 1/2" x 30' Roll



BUTYL TUBE CAULKING

- 30 per case
- 14BUTYL-042..... 300 ml Cartridge

INDEX

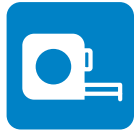
7/8" CORRUGATED PANEL TRIMS & ACCESSORIES

7/8" Corrugated Panel Profile	C-2
Gauges and Colours.....	C-2 to 3
Square Foot Coverage Tables	C-4 to 5
Building Trims and Flashings	C-6
7/8" Corrugated Trims & Flashings.....	C-7 to 18
Pro-Rib Metal Soffit	C-19
Fasteners.....	C-20
Dektite / Dekstrip Flexible Flashing	C-21
Venting and Closures	C-22
Hip & Valley Closures.....	C-23
Durasil Sealant Adhesive / Lap Sealants	C-24



7/8" CORRUGATED PANELS

Features and Benefits



Panels Cut To Length



Wide Variety of Colours



40 Year Warranty



Minimum Slope 2/12 Min.



Recyclable Material



Fire Resistant



Hail Resistant



Panel Coverage 32"



Gauge 26



Gauge 24

Applications



Commercial



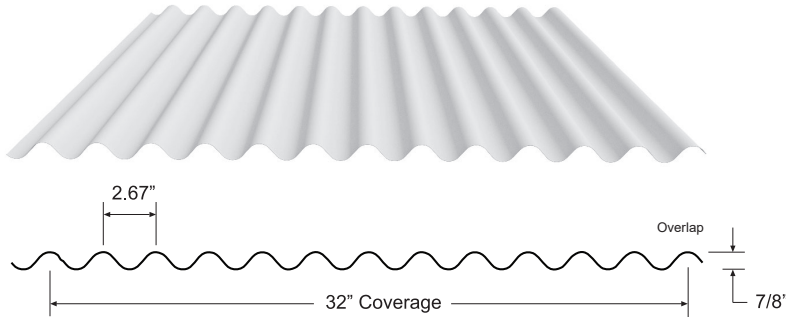
Agricultural



Industrial



Residential



Optional anti-Siphon channel prevents water from penetrating the overlap.

- Standard lengths are 4' to 40'

7/8" CORRUGATED - Colours and Gauges

STOCK COLOURS - 40 Year Warranty unless stated otherwise. Please call for additional colours & availability.

Colours shown below are for reference only. Please see our colour selector for accurate colour samples.

PREMIUM SERIES

Colour	26 ga.	24 ga.	Colour	26 ga.	24 ga.
White White (QC 28317)	•	•	Dark Brown (QC 28229)	•	
Brite White (QC 28783)	•		Coffee Brown (QC 28326)	•	
Bone White (QC 28273)	•		Burnished Slate (QC 28056)		•
Cambridge White (QC 28695)	•		Buckskin (QC 28055)	•	
Charcoal Low Gloss (QC28710)	•	•	Antique Linen (QC 28696)	•	
Black Low Gloss (QC28224)	•	•	Melcher's Green (QC 28307)	•	
Iron Ore Low Gloss (QC 28614)	•		Barn Red (QC 28250)	•	

TEXTURED SERIES



Colour	26 ga.	24 ga.	Colour	26 ga.	24 ga.
Graphite Grey	•		Burnished Slate	•	
Jet Black	•				

Panels less than 48" long are subject to a cutting charge

Additional packaging charges may apply for longer lengths.

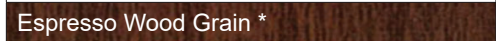
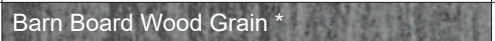
7/8" CORRUGATED - Colours and Gauges

SPECIALTY SERIES

Colour	26 ga.	24 ga.	Colour	26 ga.	24 ga.
 Metallic Copper **		•	 Silver Metallic **		•



** Silver Metallic and Metallic Copper have a 30 year warranty.

PATTERN SERIES

Colour	26 ga.	24 ga.	Colour	26 ga.	24 ga.
 Espresso Wood Grain *		•	 Barn Board Wood Grain *		•

* Pattern Series paints have a 25 year warranty.

UNPAINTED

Colour	26 ga.	24 ga.	Colour	26 ga.	24 ga.
 Galvalume Plus	•	•	 Galvanized Plus	•	

TOUCH-UP PAINT

14PT2-100..... 2 oz. container w/brush

Larger sizes available upon request.

7/8" CORRUGATED SQ. FT. COVERAGE TABLE - 32" COVERAGE

Note: Panel coverage is based on 1 rib overlap.

Length	Inches	Coverage	Length	Inches	Coverage	Length	Inches	Coverage	Length	Inches	Coverage	Length	Inches	Coverage					
2'	0"	24"	5.33	6'	0"	72"	16.00	10'	0"	120"	26.67	14'	0"	168"	37.33	18'	0"	216"	48.00
	1"	25"	5.56		1"	73"	16.22		1"	121"	26.89		1"	169"	37.56		1"	217"	48.22
	2"	26"	5.78		2"	74"	16.44		2"	122"	27.11		2"	170"	37.78		2"	218"	48.44
	3"	27"	6.00		3"	75"	16.67		3"	123"	27.33		3"	171"	38.00		3"	219"	48.67
	4"	28"	6.22		4"	76"	16.89		4"	124"	27.56		4"	172"	38.22		4"	220"	48.89
	5"	29"	6.44		5"	77"	17.11		5"	125"	27.78		5"	173"	38.44		5"	221"	49.11
	6"	30"	6.67		6"	78"	17.33		6"	126"	28.00		6"	174"	38.67		6"	222"	49.33
	7"	31"	6.89		7"	79"	17.56		7"	127"	28.22		7"	175"	38.89		7"	223"	49.56
	8"	32"	7.11		8"	80"	17.78		8"	128"	28.44		8"	176"	39.11		8"	224"	49.78
	9"	33"	7.33		9"	81"	18.00		9"	129"	28.67		9"	177"	39.33		9"	225"	50.00
	10"	34"	7.56		10"	82"	18.22		10"	130"	28.89		10"	178"	39.56		10"	226"	50.22
	11"	35"	7.78		11"	83"	18.44		11"	131"	29.11		11"	179"	39.78		11"	227"	50.44
3'	0"	36"	8.00	7'	0"	84"	18.67	11'	0"	132"	29.33	15'	0"	180"	40.00	19'	0"	228"	50.67
	1"	37"	8.22		1"	85"	18.89		1"	133"	29.56		1"	181"	40.22		1"	229"	50.89
	2"	38"	8.44		2"	86"	19.11		2"	134"	29.78		2"	182"	40.44		2"	230"	51.11
	3"	39"	8.67		3"	87"	19.33		3"	135"	30.00		3"	183"	40.67		3"	231"	51.33
	4"	40"	8.89		4"	88"	19.56		4"	136"	30.22		4"	184"	40.89		4"	232"	51.56
	5"	41"	9.11		5"	89"	19.78		5"	137"	30.44		5"	185"	41.11		5"	233"	51.78
	6"	42"	9.33		6"	90"	20.00		6"	138"	30.67		6"	186"	41.33		6"	234"	52.00
	7"	43"	9.56		7"	91"	20.22		7"	139"	30.89		7"	187"	41.56		7"	235"	52.22
	8"	44"	9.78		8"	92"	20.44		8"	140"	31.11		8"	188"	41.78		8"	236"	52.44
	9"	45"	10.00		9"	93"	20.67		9"	141"	31.33		9"	189"	42.00		9"	237"	52.67
	10"	46"	10.22		10"	94"	20.89		10"	142"	31.56		10"	190"	42.22		10"	238"	52.89
	11"	47"	10.44		11"	95"	21.11		11"	143"	31.78		11"	191"	42.44		11"	239"	53.11
4'	0"	48"	10.67	8'	0"	96"	21.33	12'	0"	144"	32.00	16'	0"	192"	42.67	20'	0"	240"	53.33
	1"	49"	10.89		1"	97"	21.56		1"	145"	32.22		1"	193"	42.89		1"	241"	53.56
	2"	50"	11.11		2"	98"	21.78		2"	146"	32.44		2"	194"	43.11		2"	242"	53.78
	3"	51"	11.33		3"	99"	22.00		3"	147"	32.67		3"	195"	43.33		3"	243"	54.00
	4"	52"	11.56		4"	100"	22.22		4"	148"	32.89		4"	196"	43.56		4"	244"	54.22
	5"	53"	11.78		5"	101"	22.44		5"	149"	33.11		5"	197"	43.78		5"	245"	54.44
	6"	54"	12.00		6"	102"	22.67		6"	150"	33.33		6"	198"	44.00		6"	246"	54.67
	7"	55"	12.22		7"	103"	22.89		7"	151"	33.56		7"	199"	44.22		7"	247"	54.89
	8"	56"	12.44		8"	104"	23.11		8"	152"	33.78		8"	200"	44.44		8"	248"	55.11
	9"	57"	12.67		9"	105"	23.33		9"	153"	34.00		9"	201"	44.67		9"	249"	55.33
	10"	58"	12.89		10"	106"	23.56		10"	154"	34.22		10"	202"	44.89		10"	250"	55.56
	11"	59"	13.11		11"	107"	23.78		11"	155"	34.44		11"	203"	45.11		11"	251"	55.78
5'	0"	60"	13.33	9'	0"	108"	24.00	13'	0"	156"	34.67	17'	0"	204"	45.33	21'	0"	252"	56.00
	1"	61"	13.56		1"	109"	24.22		1"	157"	34.89		1"	205"	45.56		1"	253"	56.22
	2"	62"	13.78		2"	110"	24.44		2"	158"	35.11		2"	206"	45.78		2"	254"	56.44
	3"	63"	14.00		3"	111"	24.67		3"	159"	35.33		3"	207"	46.00		3"	255"	56.67
	4"	64"	14.22		4"	112"	24.89		4"	160"	35.56		4"	208"	46.22		4"	256"	56.89
	5"	65"	14.44		5"	113"	25.11		5"	161"	35.78		5"	209"	46.44		5"	257"	57.11
	6"	66"	14.67		6"	114"	25.33		6"	162"	36.00		6"	210"	46.67		6"	258"	57.33
	7"	67"	14.89		7"	115"	25.56		7"	163"	36.22		7"	211"	46.89		7"	259"	57.56
	8"	68"	15.11		8"	116"	25.78		8"	164"	36.44		8"	212"	47.11		8"	260"	57.78
	9"	69"	15.33		9"	117"	26.00		9"	165"	36.67		9"	213"	47.33		9"	261"	58.00
	10"	70"	15.56		10"	118"	26.22		10"	166"	36.89		10"	214"	47.56		10"	262"	58.22
	11"	71"	15.78		11"	119"	26.44		11"	167"	37.11		11"	215"	47.78		11"	263"	58.44

7/8" CORRUGATED SQ. FT. COVERAGE TABLE - 32" COVERAGE

Note: Panel coverage is based on 1 rib overlap.

Length	Inches	Coverage	Length	Inches	Coverage	Length	Inches	Coverage	Length	Inches	Coverage	Length	Inches	Coverage					
22'	0"	264"	58.67	26'	0"	312"	69.33	30'	0"	360"	80.00	34'	0"	408"	90.67	38'	0"	456"	101.33
	1"	265"	58.89		1"	313"	69.56		1"	361"	80.22		1"	409"	90.89		1"	457"	101.56
	2"	266"	59.11		2"	314"	69.78		2"	362"	80.44		2"	410"	91.11		2"	458"	101.78
	3"	267"	59.33		3"	315"	70.00		3"	363"	80.67		3"	411"	91.33		3"	459"	102.00
	4"	268"	59.56		4"	316"	70.22		4"	364"	80.89		4"	412"	91.56		4"	460"	102.22
	5"	269"	59.78		5"	317"	70.44		5"	365"	81.11		5"	413"	91.78		5"	461"	102.44
	6"	270"	60.00		6"	318"	70.67		6"	366"	81.33		6"	414"	92.00		6"	462"	102.67
	7"	271"	60.22		7"	319"	70.89		7"	367"	81.56		7"	415"	92.22		7"	463"	102.89
	8"	272"	60.44		8"	320"	71.11		8"	368"	81.78		8"	416"	92.44		8"	464"	103.11
	9"	273"	60.67		9"	321"	71.33		9"	369"	82.00		9"	417"	92.67		9"	465"	103.33
	10"	274"	60.89		10"	322"	71.56		10"	370"	82.22		10"	418"	92.89		10"	466"	103.56
	11"	275"	61.11		11"	323"	71.78		11"	371"	82.44		11"	419"	93.11		11"	467"	103.78
23'	0"	276"	61.33	27'	0"	324"	72.00	31'	0"	372"	82.67	35'	0"	420"	93.33	39'	0"	468"	104.00
	1"	277"	61.56		1"	325"	72.22		1"	373"	82.89		1"	421"	93.56		1"	469"	104.22
	2"	278"	61.78		2"	326"	72.44		2"	374"	83.11		2"	422"	93.78		2"	470"	104.44
	3"	279"	62.00		3"	327"	72.67		3"	375"	83.33		3"	423"	94.00		3"	471"	104.67
	4"	280"	62.22		4"	328"	72.89		4"	376"	83.56		4"	424"	94.22		4"	472"	104.89
	5"	281"	62.44		5"	329"	73.11		5"	377"	83.78		5"	425"	94.44		5"	473"	105.11
	6"	282"	62.67		6"	330"	73.33		6"	378"	84.00		6"	426"	94.67		6"	474"	105.33
	7"	283"	62.89		7"	331"	73.56		7"	379"	84.22		7"	427"	94.89		7"	475"	105.56
	8"	284"	63.11		8"	332"	73.78		8"	380"	84.44		8"	428"	95.11		8"	476"	105.78
	9"	285"	63.33		9"	333"	74.00		9"	381"	84.67		9"	429"	95.33		9"	477"	106.00
	10"	286"	63.56		10"	334"	74.22		10"	382"	84.89		10"	430"	95.56		10"	478"	106.22
	11"	287"	63.78		11"	335"	74.44		11"	383"	85.11		11"	431"	95.78		11"	479"	106.44
24'	0"	288"	64.00	28'	0"	336"	74.67	32'	0"	384"	85.33	36'	0"	432"	96.00	40'	0"	480"	106.67
	1"	289"	64.22		1"	337"	74.89		1"	385"	85.56		1"	433"	96.22		1"	481"	106.89
	2"	290"	64.44		2"	338"	75.11		2"	386"	85.78		2"	434"	96.44		2"	482"	107.11
	3"	291"	64.67		3"	339"	75.33		3"	387"	86.00		3"	435"	96.67		3"	483"	107.33
	4"	292"	64.89		4"	340"	75.56		4"	388"	86.22		4"	436"	96.89		4"	484"	107.56
	5"	293"	65.11		5"	341"	75.78		5"	389"	86.44		5"	437"	97.11		5"	485"	107.78
	6"	294"	65.33		6"	342"	76.00		6"	390"	86.67		6"	438"	97.33		6"	486"	108.00
	7"	295"	65.56		7"	343"	76.22		7"	391"	86.89		7"	439"	97.56		7"	487"	108.22
	8"	296"	65.78		8"	344"	76.44		8"	392"	87.11		8"	440"	97.78		8"	488"	108.44
	9"	297"	66.00		9"	345"	76.67		9"	393"	87.33		9"	441"	98.00		9"	489"	108.67
	10"	298"	66.22		10"	346"	76.89		10"	394"	87.56		10"	442"	98.22		10"	490"	108.89
	11"	299"	66.44		11"	347"	77.11		11"	395"	87.78		11"	443"	98.44		11"	491"	109.11
25'	0"	300"	66.67	29'	0"	348"	77.33	33'	0"	396"	88.00	37'	0"	444"	98.67	Note: Each length is rounded up to next whole number.			
	1"	301"	66.89		1"	349"	77.56		1"	397"	88.22		1"	445"	98.89				
	2"	302"	67.11		2"	350"	77.78		2"	398"	88.44		2"	446"	99.11				
	3"	303"	67.33		3"	351"	78.00		3"	399"	88.67		3"	447"	99.33				
	4"	304"	67.56		4"	352"	78.22		4"	400"	88.89		4"	448"	99.56				
	5"	305"	67.78		5"	353"	78.44		5"	401"	89.11		5"	449"	99.78				
	6"	306"	68.00		6"	354"	78.67		6"	402"	89.33		6"	450"	100.00				
	7"	307"	68.22		7"	355"	78.89		7"	403"	89.56		7"	451"	100.22				
	8"	308"	68.44		8"	356"	79.11		8"	404"	89.78		8"	452"	100.44				
	9"	309"	68.67		9"	357"	79.33		9"	405"	90.00		9"	453"	100.67				
	10"	310"	68.89		10"	358"	79.56		10"	406"	90.22		10"	454"	100.89				
	11"	311"	69.11		11"	359"	79.78		11"	407"	90.44		11"	455"	101.11				

7/8" CORRUGATED TRIMS AND FLASHINGS

· Most trims available in 10'6" / 12'6" / 14' 6" and 16' 6" lengths.

24
Gauge

26
Gauge



Agricultural



Commercial

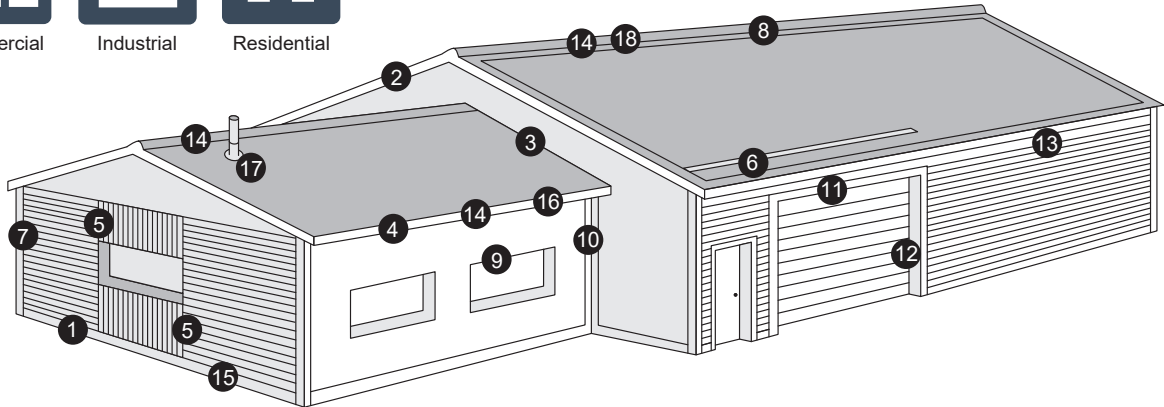


Industrial



Residential

Please note that the numbers are for illustration purposes only. When ordering, please refer to pages C-9 to C-20 for trim and flashing part #'s.




1 Base / Divider



2 Gable Flashing



3 Sidewall Flashing



4 Rake Flashing




5 J Trim



6 Snow Guard




7 Outside Corner




8 Ridge Cover



9 Drip Flashing




10 Inside Corner



11 Header Trim



12 Door Jamb Flashing



13 Endwall Flashing



14 Large or Small Tab Closure



15 Box Base Trim



16 Steel Fascia



17 Deklite Pipe Flashing



18 Vented Closure



Butyl Tape & Caulking



Hip & Valley Closure

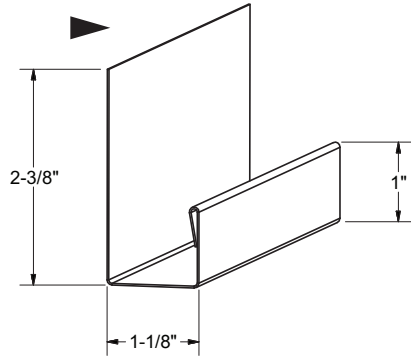


24/26 GA. CORRUGATED TRIMS

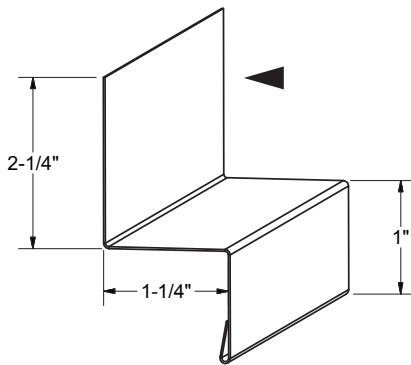
(P.P. Indicates Pre-Painted)

LENGTH

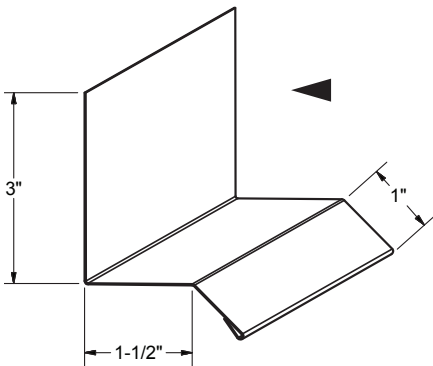
10' 6" 12' 6" 14' 6" 16' 6"



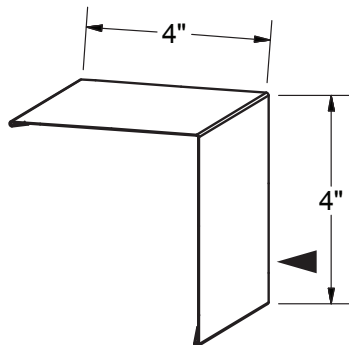
C1/1 1/8	1.125" J Trim P.P.	•	•	•	•
C1/1 1/8	1.125" J Trim Galv.	•	•	•	•



C2/1 1/4	1.25" Base / Divider P.P.	•	•	•	•
C2/1 1/4	1.25" Base / Divider Galv.	•	•	•	•



C3	Drip Flashing P.P.	•	•	•	•
C3	Drip Flashing Galv.	•	•	•	•



C4	Outside Corner P.P.	•	•	•	•
C4	Outside Corner Galv.	•	•	•	•

* TRIMS OVER 12' 6" ARE SUBJECT TO A PACKAGING SURCHARGE

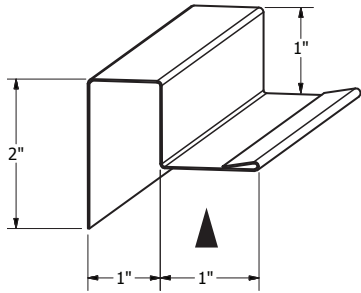
▶ INDICATES PAINTED SIDE

24/26 GA. CORRUGATED TRIMS

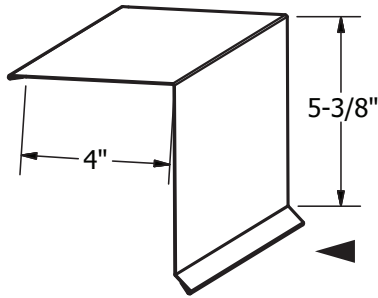
(P.P. Indicates Pre-Painted)

LENGTH

10' 6" 12' 6" 14' 6" 16' 6"

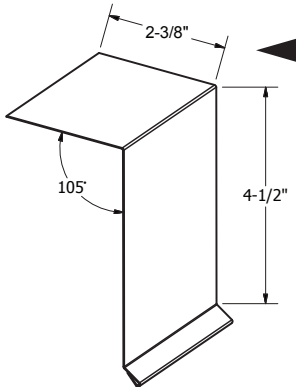


C5/1	1" Inside Corner P.P.	•	•	•	•
C5/1	1" Inside Corner Galv.	•	•	•	•



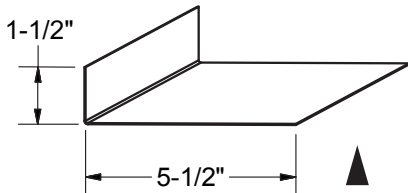
C6	Gable Flashing P.P.	•	•	•	•
C6	Gable Flashing Galv.	•	•	•	•

· Use with C7 Rake Flashing



C7	Rake Flashing P.P.	•	•	•	•
C7	Rake Flashing Galv.	•	•	•	•

· Use with C6 Gable Flashing



C10	5.50 Header Trim P.P.	•	•	•	•
C10	5.50 Header Trim Galv.	•	•	•	•

* TRIMS OVER 12' 6" ARE SUBJECT TO A PACKAGING SURCHARGE

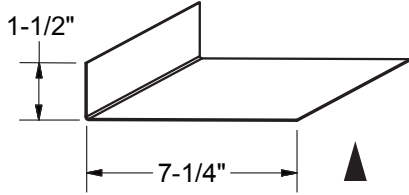
▶ INDICATES PAINTED SIDE

24/26 GA. CORRUGATED TRIMS

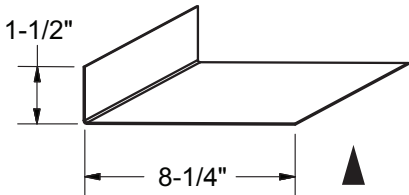
(P.P. Indicates Pre-Painted)

LENGTH

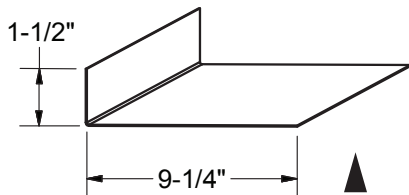
10' 6" 12' 6" 14' 6" 16' 6"



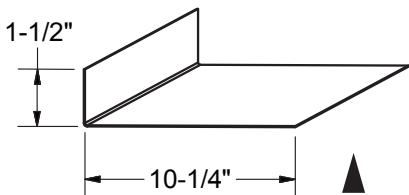
C10	7.25 Header Trim P.P.	•	•	•	•
C10	7.25 Header Trim Galv.	•	•	•	•



C10	8.25 Header Trim P.P.	•	•	•	•
C10	8.25 Header Trim Galv.	•	•	•	•



C10	9.25 Header Trim P.P.	•	•	•	•
C10	9.25 Header Trim Galv.	•	•	•	•



C10	10.25 Header Trim P.P.	•	•	•	•
C10	10.25 Header Trim Galv.	•	•	•	•

* TRIMS OVER 12' 6" ARE SUBJECT TO A PACKAGING SURCHARGE

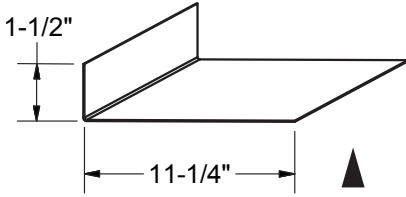
▶ INDICATES PAINTED SIDE

24/26 GA. CORRUGATED TRIMS

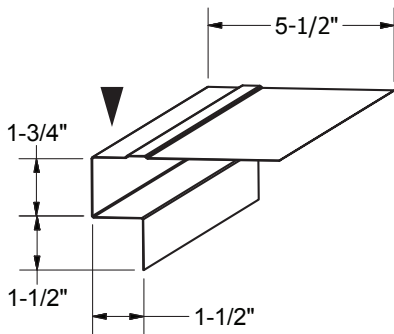
(P.P. Indicates Pre-Painted)

LENGTH

10' 6" 12' 6" 14' 6" 16' 6"

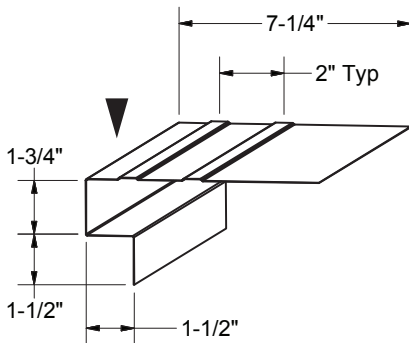


C10	11.25 Header Trim P.P.	•	•	•	•
C10	11.25 Header Trim Galv.	•	•	•	•



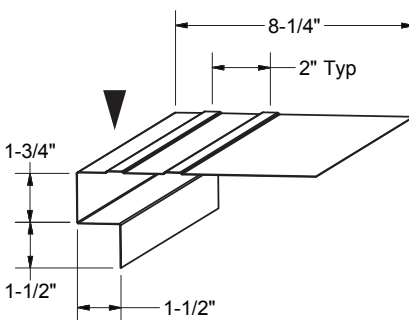
C11B	5.50 Door Jamb Flashing P.P.	•	•	•	•
C11B	5.50 Door Jamb Flashing Galv.	•	•	•	•

· Available with or without stiffening ribs.



C11B	7.25 Door Jamb Flashing P.P.	•	•	•	•
C11B	7.25 Door Jamb Flashing Galv.	•	•	•	•

· Available with or without stiffening ribs.



C11B	8.25 Door Jamb Flashing P.P.	•	•	•	•
C11B	8.25 Door Jamb Flashing Galv.	•	•	•	•

· Available with or without stiffening ribs.

* TRIMS OVER 12' 6" ARE SUBJECT TO A PACKAGING SURCHARGE

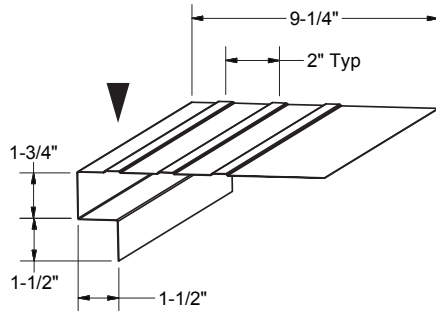
▶ INDICATES PAINTED SIDE

24/26 GA. CORRUGATED TRIMS

LENGTH

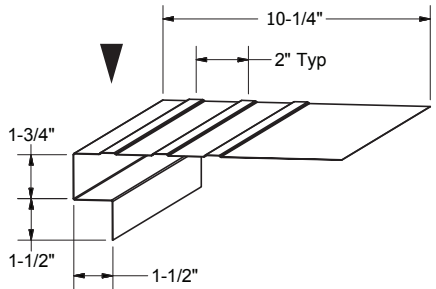
(P.P. Indicates Pre-Painted)

10' 6" 12' 6" 14' 6" 16' 6"



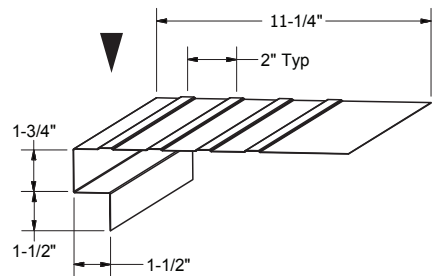
C11B	9.25 Door Jamb Flashing P.P.	•	•	•	•
C11B	9.25 Door Jamb Flashing Galv.	•	•	•	•

· Available with or without stiffening ribs.



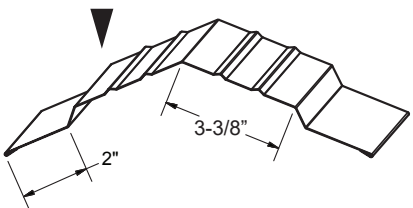
C11B	10.25 Door Jamb P.P.	•	•	•	•
C11B	10.25 Door Jamb Galv.	•	•	•	•

· Available with or without stiffening ribs.



C11B	11.25 Door Jamb P.P.	•	•	•	•
C11B	11.25 Door Jamb Galv.	•	•	•	•

· Available with or without stiffening ribs.



C12B	12" Ridge Cover P.P.	•	•	•	•
C12B	12" Ridge Cover Galv.	•	•	•	•

· 2" Tru-Grip fastener is recommended for installation.

* TRIMS OVER 12' 6" ARE SUBJECT TO A PACKAGING SURCHARGE

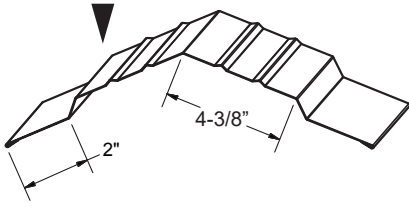
▶ INDICATES PAINTED SIDE

24/26 GA. CORRUGATED TRIMS

LENGTH

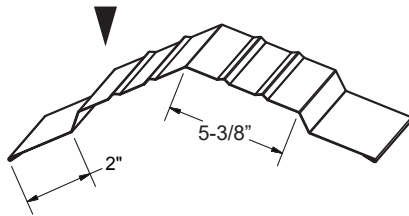
(P.P. Indicates Pre-Painted)

10' 6" 12' 6" 14' 6" 16' 6"



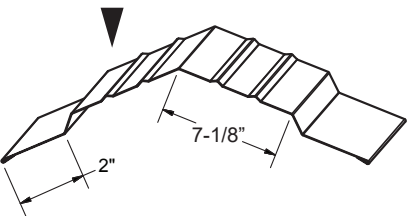
C12B/14	14" Ridge Cover P.P.	•	•	•	•
C12B/14	14" Ridge Cover Galv.	•	•	•	•

· 2" Tru-Grip fastener is recommended for installation.



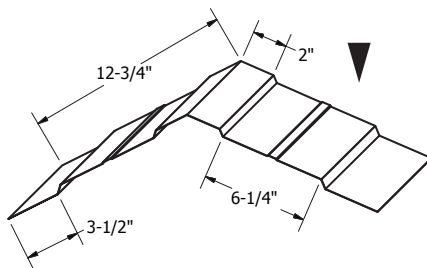
C12B/16	16" Ridge Cover P.P.	•	•	•	•
C12B/16	16" Ridge Cover Galv.	•	•	•	•

· 2" Tru-Grip fastener is recommended for installation.



C12B/20	20" Ridge Cover P.P.	•	•	•	•
C12B/20	20" Ridge Cover Galv.	•	•	•	•

· 2" Tru-Grip fastener is recommended for installation.



C-12B/24	24" Ridge Cover P.P.	•	•	•	•
C-12B/24	24" Ridge Cover Galv.	•	•	•	•

· Matches 24" Coverlite polycarbonate Ridge Cover.
· 2" Tru-Grip fastener is recommended for installation.

* TRIMS OVER 12' 6" ARE SUBJECT TO A PACKAGING SURCHARGE

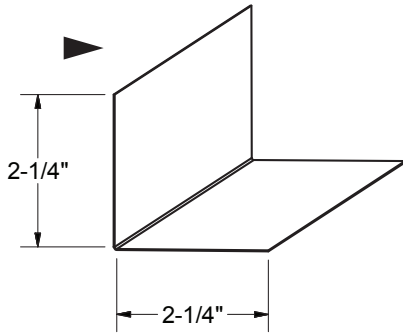
▶ INDICATES PAINTED SIDE

24/26 GA. CORRUGATED TRIMS

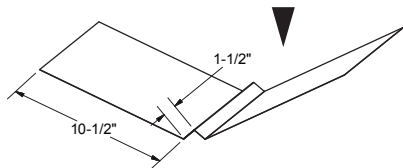
(P.P. Indicates Pre-Painted)

LENGTH

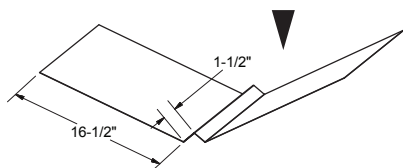
10' 6" 12' 6" 14' 6" 16' 6"



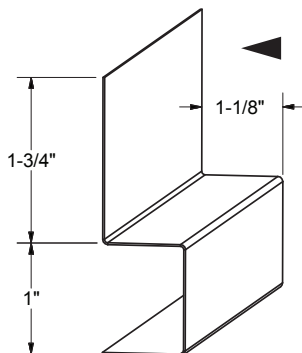
C13	Universal Flashing P.P.	•	•	•	•
C13	Universal Flashing Galv.	•	•	•	•



C17/24	24" W Valley Flashing P.P.	•	•	N/A	N/A
C17/24	24" W Valley Flashing Galv.	•	•	N/A	N/A



C17/36	36" W Valley Flashing P.P.	•	•	N/A	N/A
C17/36	36" W Valley Flashing Galv.	•	•	N/A	N/A



C19/1 1/8	1.125" Box Base P.P.	•	•	•	•
C19/1 1/8	1.125" Box Base Galv.	•	•	•	•

* TRIMS OVER 12' 6" ARE SUBJECT TO A PACKAGING SURCHARGE

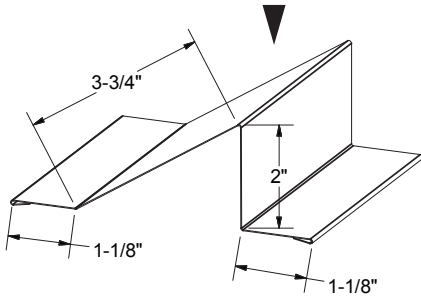
▶ INDICATES PAINTED SIDE

24/26 GA. CORRUGATED TRIMS

(P.P. Indicates Pre-Painted)

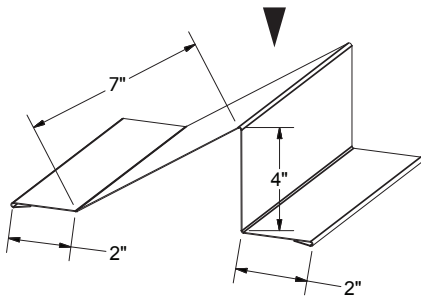
LENGTH

10' 6" 12' 6" 14' 6" 16' 6"



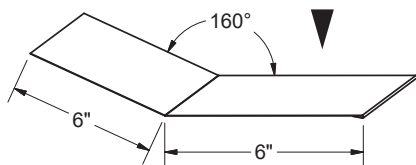
Code	Description	10' 6"	12' 6"	14' 6"	16' 6"
C20/2	2" Snow Guard P.P.	•	•	•	•
C20/2	2" Snow Guard Galv.	•	•	•	•

• 2-1/2" Tru-Grip fastener is recommended for installation.

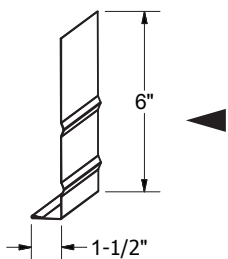


Code	Description	10' 6"	12' 6"	14' 6"	16' 6"
C20/4	4" Snow Guard P.P.	•	•	•	•
C20/4	4" Snow Guard Galv.	•	•	•	•

• 2-1/2" Tru-Grip fastener is recommended for installation.



Code	Description	10' 6"	12' 6"	14' 6"	16' 6"
C26	Pitch Break P.P.	•	•	•	•
C26	Pitch Break Galv.	•	•	•	•



Code	Description	10' 6"	12' 6"	14' 6"	16' 6"
C32B	6" Steel Fascia P.P.	•	•	•	•
C32B	6" Steel Fascia Galv.	•	•	•	•

* TRIMS OVER 12' 6" ARE SUBJECT TO A PACKAGING SURCHARGE

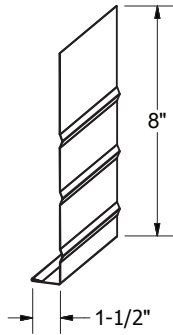
▶ INDICATES PAINTED SIDE

24/26 GA. CORRUGATED TRIMS

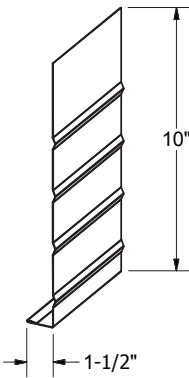
(P.P. Indicates Pre-Painted)

LENGTH

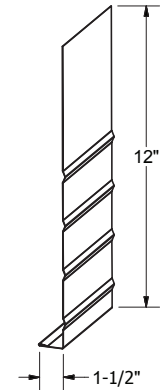
10' 6" 12' 6" 14' 6" 16' 6"



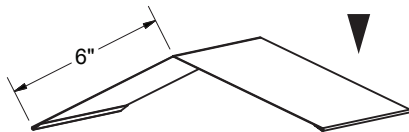
C33B	8" Steel Fascia P.P.	•	•	•	•
C33B	8" Steel Fascia Galv.	•	•	•	•



C34B	10" Steel Fascia P.P.	•	•	•	•
C34B	10" Steel Fascia Galv.	•	•	•	•



C35B	12" Steel Fascia P.P.	•	•	•	•
C35B	12" Steel Fascia Galv.	•	•	•	•



C41	12" LP Ridge Cover P.P.	•	•	•	•
C41	12" LP Ridge Cover Galv.	•	•	•	•

· 2" Tru-Grip fastener is recommended for installation.

* TRIMS OVER 12' 6" ARE SUBJECT TO A PACKAGING SURCHARGE

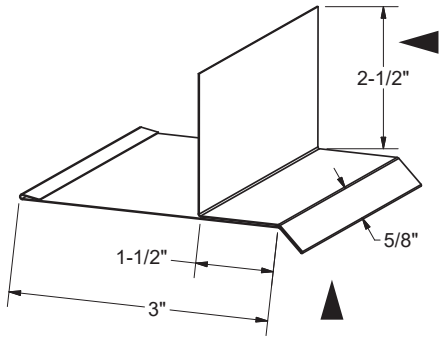
▶ INDICATES PAINTED SIDE

24/26 GA. CORRUGATED TRIMS

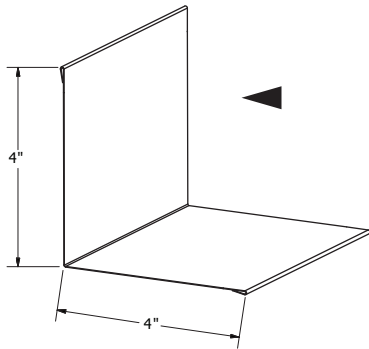
LENGTH

(P.P. Indicates Pre-Painted)

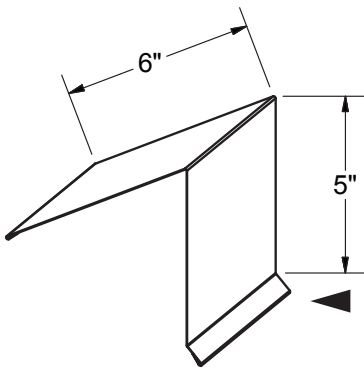
10' 6" 12' 6" 14' 6" 16' 6"



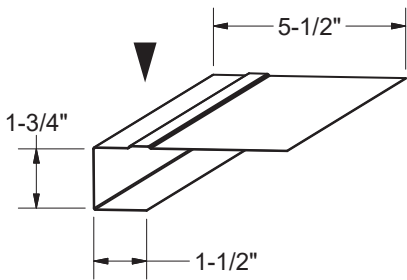
C62	Fascia to Soffit P.P.	•	•	•	•
C62	Fascia to Soffit Galv.	•	•	•	•



C70	Inside Corner P.P.	•	•	•	•
C70	Inside Corner Galv.	•	•	•	•



C72	Peak Flashing P.P.	•	•	•	•
C72	Peak Flashing Galv.	•	•	•	•



C73B	5.50 Door Jamb Flashing P.P.	•	•	•	•
C73B	5.50 Door Jamb Flashing Galv.	•	•	•	•

• Available with or without stiffening ribs.

* TRIMS OVER 12' 6" ARE SUBJECT TO A PACKAGING SURCHARGE

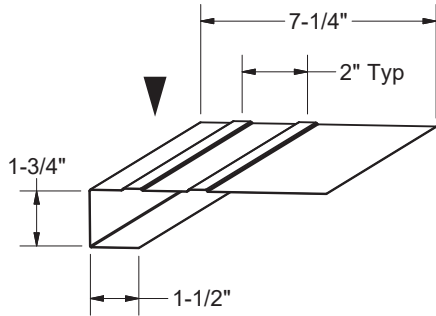
▶ INDICATES PAINTED SIDE

24/26 GA. CORRUGATED TRIMS

(P.P. Indicates Pre-Painted)

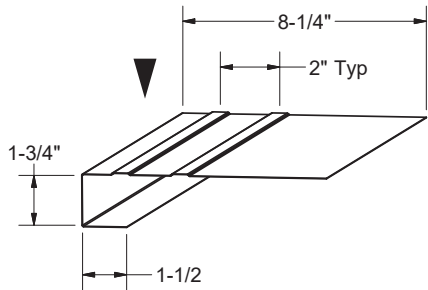
LENGTH

10' 6" 12' 6" 14' 6" 16' 6"



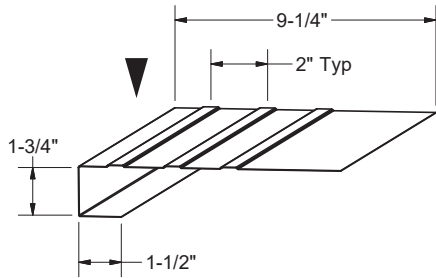
C73B	7.25 Door Jamb Flashing P.P.	•	•	•	•
C73B	7.25 Door Jamb Flashing Galv.	•	•	•	•

· Available with or without stiffening ribs.



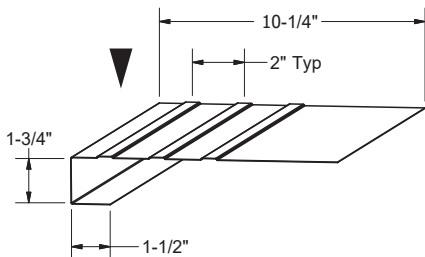
C73B	8.25 Door Jamb Flashing P.P.	•	•	•	•
C73B	8.25 Door Jamb Flashing Galv.	•	•	•	•

· Available with or without stiffening ribs.



C73B	9.25 Door Jamb Flashing P.P.	•	•	•	•
C73B	9.25 Door Jamb Flashing Galv.	•	•	•	•

· Available with or without stiffening ribs.



C73B	10.25 Door Jamb Flashing P.P.	•	•	•	•
C73B	10.25 Door Jamb Flashing Galv.	•	•	•	•

· Available with or without stiffening ribs.

* TRIMS OVER 12' 6" ARE SUBJECT TO A PACKAGING SURCHARGE

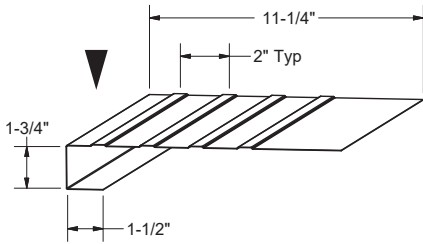
▶ INDICATES PAINTED SIDE

24/26 GA. CORRUGATED TRIMS

(P.P. Indicates Pre-Painted)

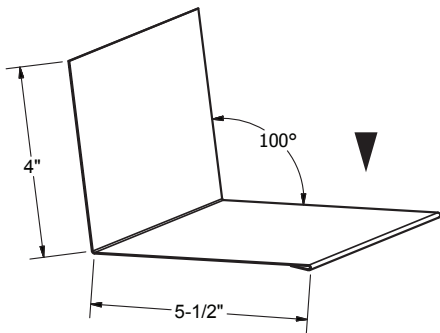
LENGTH

10' 6" 12' 6" 14' 6" 16' 6"

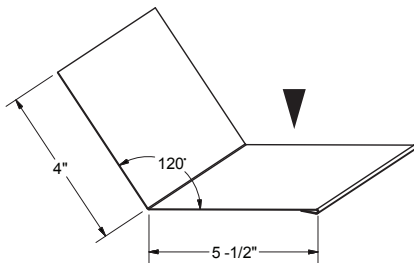


C73B	11.25 Door Jamb Flashing P.P.	•	•	•	•
C73B	11.25 Door Jamb Flashing Galv.	•	•	•	•

• Available with or without stiffening ribs.



C74	Sidewall Flashing P.P.	•	•	•	•
C74	Sidewall Flashing Galv.	•	•	•	•

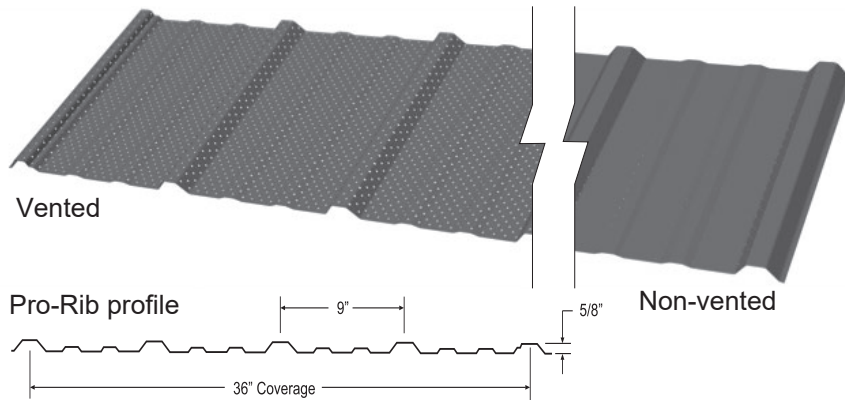


C75	Endwall Flashing P.P.	•	•	•	•
C75	Endwall Flashing Galv.	•	•	•	•


* TRIMS OVER 12' 6" ARE SUBJECT TO A PACKAGING SURCHARGE

▶ INDICATES PAINTED SIDE

PRO-RIB METAL SOFFIT



Features and Benefits



- Stronger than aluminum
- Less vibration from wind
- 13.4 % free air (vented profile)

- Available in custom cut lengths starting from 6".
- **To order panels over 48" long refer to Perforated Panels on page PR-6.**

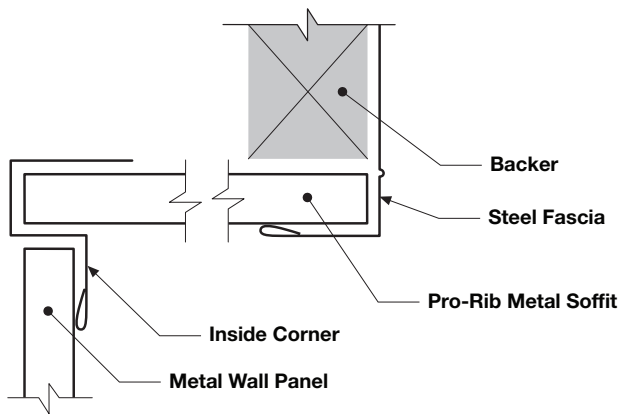
STOCK COLOURS - Please call for additional colours & availability

28 GAUGE HI-TENSILE PREPAINTED - 40 YEAR WARRANTY

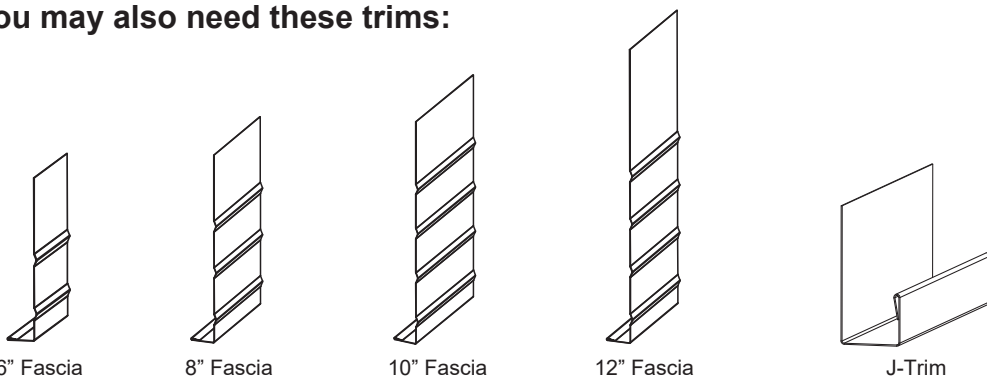
Brite White (QC 28783)
Black Low Gloss (QC 28224) - Sept/23

Coffee Brown (QC 28326)
Charcoal Low Gloss (QC 28710) - Sept/23

TRIMS & INSTALLATION



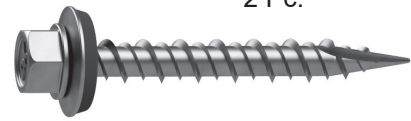
You may also need these trims:



FASTENERS FOR 7/8" CORRUGATED

Tru-Grip Type 17 HiLo

- HWH = Hex Washer Head, Metal to Wood
- Comes with EPDM Bonded washer
- Zinc coated for corrosion resistance




2 Pc.

Part Number	Size	Head Size	Bag/Case Qty.
12WG101HL.....	#10 x 1"	1/4"	250/3000
12WG1015HL.....	#10 x 1 1/2"	1/4"	250/2000
12WG102HL.....	#10 x 2"	1/4"	250/1500
12WG1025HL.....	#10 x 2 1/2"	1/4"	250/1000
12WG103HL.....	#10 x 3"	1/4"	250/1000
12WG1035.....	#10 x 3-1/2"	1/4"	250/750
12WG104.....	#10 x 4"	1/4"	250/500

Tru-Grip GT Non-Washered

- HWH = Hex Washer Head, Metal to Wood
- Sold in multiples of 100 pieces
- Long-life coated for extended corrosion resistance




Part Number	Size	Head Size	Bag/Case Qty.
125743.....	#10 x 1 1/2"	1/4"	250/2000

Self-Drilling

- HWH = Hex Washer Head, Metal to Metal
- Sold in multiples of 100 pieces

Part Number	Description	Head Size	Drilling Capacity
25-1420W.....	12 - 14 x 3/4"	5/16"	.210 - 5GA
25-2220.....	8-18 X 1/2"	1/4"	.100



2 Pc.



DEKTITE UNIVERSAL FLEXIBLE PIPE FLASHING

- This universal flashing has been designed to fit virtually all panel configurations.
- Sleeve flexibility absorbs vibration and pipe movement caused by expansion/contraction.
- Easy on-site customization can accommodate all normal installations.
- All parts are grey in colour except the high temp variation which is red in colour.
- Other sizes are available upon request.
- Parts are paintable.
- **For extreme pitch or surface irregularity, select next larger size.**



Part No.	Description	Fits Pipe	Service Temp.
26DEK-8001	No. 1	1/4" - 2-1/2"	-65 F to +250 F
26DEK-8002	2	1-3/4" - 3-1/4"	-65 F to +250 F
26DEK-8003	3	1/4" - 5"	-65 F to +250 F
26DEK-8003HT	3 High Temp	1/4" - 5"	-40 F to +350 F
26DEK-8004	4	3" - 6-1/4"	-65 F to +250 F
26DEK-8005	5	4-1/4" - 7-1/2"	-65 F to +250 F
26DEK-8006	6	5" - 9"	-65 F to +250 F
26DEK-8006HT	6 High Temp	5" - 9"	-40 F to +350 F
26DEK-8007	7	6" - 11"	-65 F to +250 F
26DEK-8007HT	7 High Temp	6" - 11"	-40 F to +350 F
26DEK-8008	8	7" - 13"	-65 F to +250 F
26DEK-8008HT	8 High Temp	7" - 13"	-40 F to +350 F
26DEK-8009	9	10" - 19"	-65 F to +250 F
26DEK-8009HT	9 High Temp	10" - 19"	-40 F to +350 F

· Durasil is an approved sealant for use with Dektite. Please see C-23 for more information.

DEKTITE RETROFIT FLEXIBLE PIPE FLASHING


- Designed for applications where you don't have easy access or when a repair is needed.
- All parts are grey in colour.



Part No.	Description	Fits Pipe
26DEK8011	No. 1	3/4" - 2-3/4"
26DEK8012	2	2" - 7-1/4"
26DEK8013	3	3-1/4 - 10"

DEKSTRIP® Expandable Edge Flashing System

- Flexible weatherproof roof flashing system. Aluminum edging conforms to all roof panel configurations.
- Sold by the lineal foot



Part No.	Description
26DEKSTRIP-9	9 in. wide
26DEKSTRIP-18	18 in. wide

VENTING AND CLOSURES

FOAM CLOSURE STRIPS - 7/8" CORRUGATED

Small / Large Tab



· 100 per/box

15CLOS-CORR36" (Small/Large Tab) c/w adhesive on one side

FLEX-O-VENT



- Won't absorb moisture, which can freeze and block all ventilation
- Easy installation by just one person
- 40 Year Limited Warranty
- ASTM E 84 tested
- Made from recycled material
- Net Free Air of up to 23 sq. in. per linear ft.
- For rib heights up to 1-1/4"

15FLEXOVENT-20 1.5" x 3" x 20' Rolls

HIP AND VALLEY CLOSURES

EMSEAL AST

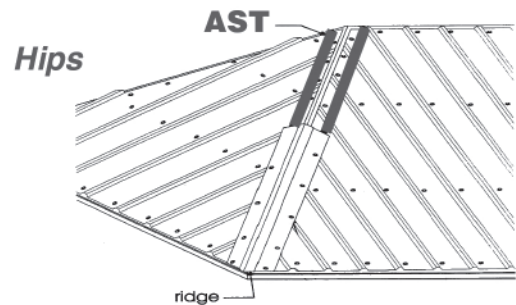
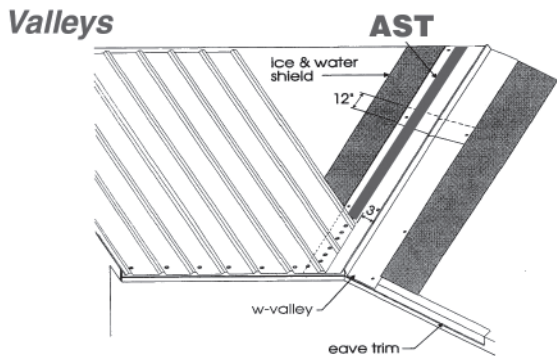
AST is a self-adhering tape seal made from resilient, open-cell polyurethane foam impregnated with a water-based acrylic-modified asphalt emulsion.

Ideal application temperature is approx. 75°F (24°C). Expansion will be faster at higher temperatures and slower at lower temperatures. For faster expansion in cold conditions keep the material warm before use.

- Polyurethane foam with acrylic, asphalt emulsion
- 32 rolls per box



15ASH-CLOS 1" x 3/4" x 19.68 LF (6 metres)



SEALANTS

DURASIL SEALANT / ADHESIVE

Durasil can be used for a wide range of applications to ensure weather-tight protection. It can be used on metal flashings, roofing / siding, flexible pipe flashing, chimney stacks, cove joints, window / door frames.

- Translucent
- Neutral Cure. Will not promote corrosion of metal
- Solvent free, 100% solids will not shrink
- Non-slump, applies vertically and overhead
- 10 minute skin over
- +/-50% joint movement
- Service temperature range from -80°F to 400°F

- 24 per case

41DURASIL - 300 ml Tube



LAP SEALANTS BUTYL TAPE SEALANT

Designed to create a long lasting, flexible weather seal for metal to metal applications.



- Crosslinked for easy install on wide temperature ranges.
- No shrinkage
- Non-hardening

It is recommended that Butyl Tape not be applied below temperatures of 4 degrees Celsius unless the installed surface is free of all moisture, frost, and contaminants. Butyl Tape should not be applied if temperatures exceed 35 degrees Celsius.

- 24 per case

14BUTYL-041.....1/16" x 1/2" x 50' Roll

BUTYL TUBE CAULKING

- 30 per case

14BUTYL-042.....300 ml Cartridge



INDEX

PRO-LOCK - HIDDEN FASTENER PANELS TRIMS & ACCESSORIES

Pro-Lock Panel Profiles	PL-2
Gauges and Colours.....	PL-3
Square Foot Coverage Tables	PL-4 to 7
Building Trims & Flashings	PL-8
Building Accessories	PL-9
Pro-Lock Trims & Flashings	PL-10 to 25
Pro-Rib Metal Soffit	PL-26
Bigfoot Snow Stops	PL-27
Fasteners.....	PL-28
Durasil Sealant Adhesive / Lap Sealants	PL-28
Dektite / Dekstrip Flexible Flashing	PL-29
Ridge Venting and Closures.....	PL-30
Hip Closures	PL-31

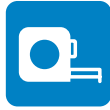


PRO-LOCK HIDDEN FASTENER PANELS

HIDDEN FASTENER PANELS ARE DESIGNED FOR INSTALLATION ON SOLID SUBSTRATES ONLY

- Pro-Lock can be used for roof & wall applications. Substrate: minimum 1/2" plywood with an approved underlayment.
- Always refer to local building codes before installing.

Features and Benefits



Panels Cut To Length



Hidden Fasteners



Wide Variety of Colours



40 Year Warranty



Minimum Slope 3/12 Min.



Recyclable Material



Fire Resistant



Hail Resistant



Gauge 26



Gauge 24


Applications



Residential



Commercial




Special panel overlap allows for smooth, neat finish with no exposed fasteners.

Pro-Lock 12 Inch Panel - Extra Definition (XD)

- The XD (Extra Definition) profile is effective at reducing oil-canning.




Panel Width



XD
XTRA DEFINITION



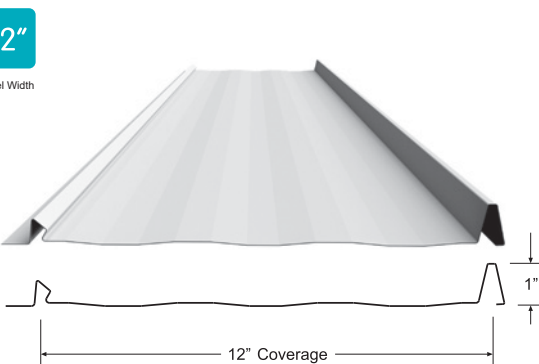
Panel Width



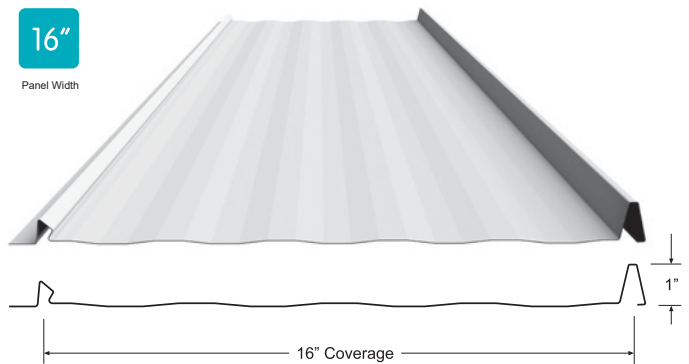
Pro-Lock 12 Inch Panel - Striations (S/T)



Panel Width




Panel Width



Pro-Lock 12 Inch Panel - Minor Ribs (M/R)




Panel Width



- Standard lengths are 5' to 35'
- Domtek does not recommend lengths over 35' as oil-canning may occur.
- Additional packaging charges may apply.

Need snow stops for your project? See page PL-27 for our Bigfoot Snow Stops.



PRO-LOCK - Colours and Gauges

STOCK COLOURS - 40 Year Warranty unless stated otherwise. Please call for additional colours & availability. Colours shown below are for reference only. Please see our colour selector for accurate colour samples.

PREMIUM SERIES

Colour	26 ga.	24 ga.	Colour	26 ga.	24 ga.
Charcoal Low Gloss (QC 28710) - Sept/23	•	•	Barn Red (QC 28250)	•	
Black Low Gloss (QC 28224) - Sept/23	•	•	Dark Brown (QC 28229)	•	
Iron Ore Low Gloss (QC 28614)	•		Coffee Brown (QC 28326)	•	
Melcher's Green (QC 28307)	•				

TEXTURED SERIES

Colour	26 ga.	24 ga.	Colour	26 ga.	24 ga.
Graphite Grey	•		Burnished Slate	•	
Jet Black	•				

SPECIALTY SERIES

Colour	26 ga.	24 ga.	Colour	26 ga.	24 ga.
Metallic Copper **		•	Silver Metallic **		•

** Silver Metallic and Metallic Copper have a 30 year warranty.

PATTERN SERIES

Colour	26 ga.	24 ga.	Colour	26 ga.	24 ga.
Espresso Wood Grain *		•	Barn Board Wood Grain *		•

* Pattern Series paints have a 25 year warranty.

UNPAINTED

Colour	26 ga.	24 ga.
Galvalume Plus	•	•

TOUCH-UP PAINT

14PT2-100..... 2 oz. container w/brush

Larger sizes available upon request.

SQ. FT. COVERAGE TABLE - PRO LOCK (12 INCH PANELS)

Length	Inches	Coverage	Length	Inches	Coverage	Length	Inches	Coverage	Length	Inches	Coverage
5' 0"	60"	5.00	9' 0"	108"	9.00	13' 0"	156"	13.00	17' 0"	204"	17.00
1"	61"	5.08	1"	109"	9.08	1"	157"	13.08	1"	205"	17.08
2"	62"	5.17	2"	110"	9.17	2"	158"	13.17	2"	206"	17.17
3"	63"	5.25	3"	111"	9.25	3"	159"	13.25	3"	207"	17.25
4"	64"	5.33	4"	112"	9.33	4"	160"	13.33	4"	208"	17.33
5"	65"	5.42	5"	113"	9.42	5"	161"	13.42	5"	209"	17.42
6"	66"	5.50	6"	114"	9.50	6"	162"	13.50	6"	210"	17.50
7"	67"	5.58	7"	115"	9.58	7"	163"	13.58	7"	211"	17.58
8"	68"	5.67	8"	116"	9.67	8"	164"	13.67	8"	212"	17.67
9"	69"	5.75	9"	117"	9.75	9"	165"	13.75	9"	213"	17.75
10"	70"	5.83	10"	118"	9.83	10"	166"	13.83	10"	214"	17.83
11"	71"	5.92	11"	119"	9.92	11"	167"	13.92	11"	215"	17.92
6' 0"	72"	6.00	10' 0"	120"	10.00	14' 0"	168"	14.00	18' 0"	216"	18.00
1"	73"	6.08	1"	121"	10.08	1"	169"	14.08	1"	217"	18.08
2"	74"	6.17	2"	122"	10.17	2"	170"	14.17	2"	218"	18.17
3"	75"	6.25	3"	123"	10.25	3"	171"	14.25	3"	219"	18.25
4"	76"	6.33	4"	124"	10.33	4"	172"	14.33	4"	220"	18.33
5"	77"	6.42	5"	125"	10.42	5"	173"	14.42	5"	221"	18.42
6"	78"	6.50	6"	126"	10.50	6"	174"	14.50	6"	222"	18.50
7"	79"	6.58	7"	127"	10.58	7"	175"	14.58	7"	223"	18.58
8"	80"	6.67	8"	128"	10.67	8"	176"	14.67	8"	224"	18.67
9"	81"	6.75	9"	129"	10.75	9"	177"	14.75	9"	225"	18.75
10"	82"	6.83	10"	130"	10.83	10"	178"	14.83	10"	226"	18.83
11"	83"	6.92	11"	131"	10.92	11"	179"	14.92	11"	227"	18.92
7' 0"	84"	7.00	11' 0"	132"	11.00	15' 0"	180"	15.00	19' 0"	228"	19.00
1"	85"	7.08	1"	133"	11.08	1"	181"	15.08	1"	229"	19.08
2"	86"	7.17	2"	134"	11.17	2"	182"	15.17	2"	230"	19.17
3"	87"	7.25	3"	135"	11.25	3"	183"	15.25	3"	231"	19.25
4"	88"	7.33	4"	136"	11.33	4"	184"	15.33	4"	232"	19.33
5"	89"	7.42	5"	137"	11.42	5"	185"	15.42	5"	233"	19.42
6"	90"	7.50	6"	138"	11.50	6"	186"	15.50	6"	234"	19.50
7"	91"	7.58	7"	139"	11.58	7"	187"	15.58	7"	235"	19.58
8"	92"	7.67	8"	140"	11.67	8"	188"	15.67	8"	236"	19.67
9"	93"	7.75	9"	141"	11.75	9"	189"	15.75	9"	237"	19.75
10"	94"	7.83	10"	142"	11.83	10"	190"	15.83	10"	238"	19.83
11"	95"	7.92	11"	143"	11.92	11"	191"	15.92	11"	239"	19.92
8' 0"	96"	8.00	12' 0"	144"	12.00	16' 0"	192"	16.00	20' 0"	240"	20.00
1"	97"	8.08	1"	145"	12.08	1"	193"	16.08	1"	241"	20.08
2"	98"	8.17	2"	146"	12.17	2"	194"	16.17	2"	242"	20.17
3"	99"	8.25	3"	147"	12.25	3"	195"	16.25	3"	243"	20.25
4"	100"	8.33	4"	148"	12.33	4"	196"	16.33	4"	244"	20.33
5"	101"	8.42	5"	149"	12.42	5"	197"	16.42	5"	245"	20.42
6"	102"	8.50	6"	150"	12.50	6"	198"	16.50	6"	246"	20.50
7"	103"	8.58	7"	151"	12.58	7"	199"	16.58	7"	247"	20.58
8"	104"	8.67	8"	152"	12.67	8"	200"	16.67	8"	248"	20.67
9"	105"	8.75	9"	153"	12.75	9"	201"	16.75	9"	249"	20.75
10"	106"	8.83	10"	154"	12.83	10"	202"	16.83	10"	250"	20.83
11"	107"	8.92	11"	155"	12.92	11"	203"	16.92	11"	251"	20.92

SQ. FT. COVERAGE TABLE - PRO LOCK (12 INCH PANELS)

Length	Inches	Coverage	Length	Inches	Coverage	Length	Inches	Coverage	Length	Inches	Coverage
21' 0"	252"	21.00	24' 0"	288"	24.00	27' 0"	324"	27.00	30' 0"	360"	30.00
1"	253"	21.08	1"	289"	24.08	1"	325"	27.08	1"	361"	30.08
2"	254"	21.17	2"	290"	24.17	2"	326"	27.17	2"	362"	30.17
3"	255"	21.25	3"	291"	24.25	3"	327"	27.25	3"	363"	30.25
4"	256"	21.33	4"	292"	24.33	4"	328"	27.33	4"	364"	30.33
5"	257"	21.42	5"	293"	24.42	5"	329"	27.42	5"	365"	30.42
6"	258"	21.50	6"	294"	24.50	6"	330"	27.50	6"	366"	30.50
7"	259"	21.58	7"	295"	24.58	7"	331"	27.58	7"	367"	30.58
8"	260"	21.67	8"	296"	24.67	8"	332"	27.67	8"	368"	30.67
9"	261"	21.75	9"	297"	24.75	9"	333"	27.75	9"	369"	30.75
10"	262"	21.83	10"	298"	24.83	10"	334"	27.83	10"	370"	30.83
11"	263"	21.92	11"	299"	24.92	11"	335"	27.92	11"	371"	30.92
22' 0"	264"	22.00	25' 0"	300"	25.00	28' 0"	336"	28.00	Notes: · Please call for lengths over 35'. · Each length is rounded up to next whole number.		
1"	265"	22.08	1"	301"	25.08	1"	337"	28.08			
2"	266"	22.17	2"	302"	25.17	2"	338"	28.17			
3"	267"	22.25	3"	303"	25.25	3"	339"	28.25			
4"	268"	22.33	4"	304"	25.33	4"	340"	28.33			
5"	269"	22.42	5"	305"	25.42	5"	341"	28.42			
6"	270"	22.50	6"	306"	25.50	6"	342"	28.50			
7"	271"	22.58	7"	307"	25.58	7"	343"	28.58			
8"	272"	22.67	8"	308"	25.67	8"	344"	28.67			
9"	273"	22.75	9"	309"	25.75	9"	345"	28.75			
10"	274"	22.83	10"	310"	25.83	10"	346"	28.83			
11"	275"	22.92	11"	311"	25.92	11"	347"	28.92			
23' 0"	276"	23.00	26' 0"	312"	26.00	29' 0"	348"	29.00			
1"	277"	23.08	1"	313"	26.08	1"	349"	29.08			
2"	278"	23.17	2"	314"	26.17	2"	350"	29.17			
3"	279"	23.25	3"	315"	26.25	3"	351"	29.25			
4"	280"	23.33	4"	316"	26.33	4"	352"	29.33			
5"	281"	23.42	5"	317"	26.42	5"	353"	29.42			
6"	282"	23.50	6"	318"	26.50	6"	354"	29.50			
7"	283"	23.58	7"	319"	26.58	7"	355"	29.58			
8"	284"	23.67	8"	320"	26.67	8"	356"	29.67			
9"	285"	23.75	9"	321"	26.75	9"	357"	29.75			
10"	286"	23.83	10"	322"	26.83	10"	358"	29.83			
11"	287"	23.92	11"	323"	26.92	11"	359"	29.92			

SQ. FT. COVERAGE TABLE - PRO LOCK (16 INCH PANELS)

Length	Inches	Coverage	Length	Inches	Coverage	Length	Inches	Coverage	Length	Inches	Coverage
5' 0"	60"	6.67	9' 0"	108"	12.00	13' 0"	156"	17.33	17' 0"	204"	22.67
1"	61"	6.68	1"	109"	12.11	1"	157"	17.44	1"	205"	22.78
2"	62"	6.69	2"	110"	12.22	2"	158"	17.56	2"	206"	22.89
3"	63"	7.00	3"	111"	12.33	3"	159"	17.67	3"	207"	23.00
4"	64"	7.11	4"	112"	12.44	4"	160"	17.78	4"	208"	23.11
5"	65"	7.22	5"	113"	12.56	5"	161"	17.89	5"	209"	23.22
6"	66"	7.33	6"	114"	12.67	6"	162"	18.00	6"	210"	23.33
7"	67"	7.44	7"	115"	12.78	7"	163"	18.11	7"	211"	23.44
8"	68"	7.56	8"	116"	12.89	8"	164"	18.22	8"	212"	23.56
9"	69"	7.67	9"	117"	13.00	9"	165"	18.33	9"	213"	23.67
10"	70"	7.78	10"	118"	13.11	10"	166"	18.44	10"	214"	23.78
11"	71"	7.89	11"	119"	13.22	11"	167"	18.56	11"	215"	23.89
6' 0"	72"	8.00	10' 0"	120"	13.33	14' 0"	168"	18.67	18' 0"	216"	24.00
1"	73"	8.11	1"	121"	13.44	1"	169"	18.78	1"	217"	24.11
2"	74"	8.22	2"	122"	13.56	2"	170"	18.89	2"	218"	24.22
3"	75"	8.33	3"	123"	13.67	3"	171"	19.00	3"	219"	24.33
4"	76"	8.44	4"	124"	13.78	4"	172"	19.11	4"	220"	24.44
5"	77"	8.56	5"	125"	13.89	5"	173"	19.22	5"	221"	24.56
6"	78"	8.67	6"	126"	14.00	6"	174"	19.33	6"	222"	24.67
7"	79"	8.78	7"	127"	14.11	7"	175"	19.44	7"	223"	24.78
8"	80"	8.89	8"	128"	14.22	8"	176"	19.56	8"	224"	24.89
9"	81"	9.00	9"	129"	14.33	9"	177"	19.67	9"	225"	25.00
10"	82"	9.11	10"	130"	14.44	10"	178"	19.78	10"	226"	25.11
11"	83"	9.22	11"	131"	14.56	11"	179"	19.89	11"	227"	25.22
7' 0"	84"	9.33	11' 0"	132"	14.67	15' 0"	180"	20.00	19' 0"	228"	25.33
1"	85"	9.44	1"	133"	14.78	1"	181"	20.11	1"	229"	25.44
2"	86"	9.56	2"	134"	14.89	2"	182"	20.22	2"	230"	25.56
3"	87"	9.67	3"	135"	15.00	3"	183"	20.33	3"	231"	25.67
4"	88"	9.78	4"	136"	15.11	4"	184"	20.44	4"	232"	25.78
5"	89"	9.89	5"	137"	15.22	5"	185"	20.56	5"	233"	25.89
6"	90"	10.00	6"	138"	15.33	6"	186"	20.67	6"	234"	26.00
7"	91"	10.11	7"	139"	15.44	7"	187"	20.78	7"	235"	26.11
8"	92"	10.22	8"	140"	15.56	8"	188"	20.89	8"	236"	26.22
9"	93"	10.33	9"	141"	15.67	9"	189"	21.00	9"	237"	26.33
10"	94"	10.44	10"	142"	15.78	10"	190"	21.11	10"	238"	26.44
11"	95"	10.56	11"	143"	15.89	11"	191"	21.22	11"	239"	26.56
8' 0"	96"	10.67	12' 0"	144"	16.00	16' 0"	192"	21.33	20' 0"	240"	26.67
1"	97"	10.78	1"	145"	16.11	1"	193"	21.44	1"	241"	26.78
2"	98"	10.89	2"	146"	16.22	2"	194"	21.56	2"	242"	26.89
3"	99"	11.00	3"	147"	16.33	3"	195"	21.67	3"	243"	27.00
4"	100"	11.11	4"	148"	16.44	4"	196"	21.78	4"	244"	27.11
5"	101"	11.22	5"	149"	16.56	5"	197"	21.89	5"	245"	27.22
6"	102"	11.33	6"	150"	16.67	6"	198"	22.00	6"	246"	27.33
7"	103"	11.44	7"	151"	16.78	7"	199"	22.11	7"	247"	27.44
8"	104"	11.56	8"	152"	16.89	8"	200"	22.22	8"	248"	27.56
9"	105"	11.67	9"	153"	17.00	9"	201"	22.33	9"	249"	27.67
10"	106"	11.78	10"	154"	17.11	10"	202"	22.44	10"	250"	27.78
11"	107"	11.89	11"	155"	17.22	11"	203"	22.56	11"	251"	27.89

SQ. FT. COVERAGE TABLE - PRO LOCK (16 INCH PANELS)

Length	Inches	Coverage	Length	Inches	Coverage	Length	Inches	Coverage	Length	Inches	Coverage
21' 0"	252"	28.00	24' 0"	288"	32.00	27' 0"	324"	36.00	30' 0"	360"	40.00
1"	253"	28.11	1"	289"	32.11	1"	325"	36.11	1"	361"	40.11
2"	254"	28.22	2"	290"	32.22	2"	326"	36.22	2"	362"	40.22
3"	255"	28.33	3"	291"	32.33	3"	327"	36.33	3"	363"	40.33
4"	256"	28.44	4"	292"	32.44	4"	328"	36.44	4"	364"	40.44
5"	257"	28.56	5"	293"	32.56	5"	329"	36.56	5"	365"	40.56
6"	258"	28.67	6"	294"	32.67	6"	330"	36.67	6"	366"	40.67
7"	259"	28.78	7"	295"	32.78	7"	331"	36.78	7"	367"	40.78
8"	260"	28.89	8"	296"	32.89	8"	332"	36.89	8"	368"	40.89
9"	261"	29.00	9"	297"	33.00	9"	333"	37.00	9"	369"	41.00
10"	262"	29.11	10"	298"	33.11	10"	334"	37.11	10"	370"	41.11
11"	263"	29.22	11"	299"	33.22	11"	335"	37.22	11"	371"	41.22
22' 0"	264"	29.33	25' 0"	300"	33.33	28' 0"	336"	37.33	Notes: · Please call for lengths over 35'. · Each length is rounded up to next whole number.		
1"	265"	29.44	1"	301"	33.44	1"	337"	37.44			
2"	266"	29.56	2"	302"	33.56	2"	338"	37.56			
3"	267"	29.67	3"	303"	33.67	3"	339"	37.67			
4"	268"	29.78	4"	304"	33.78	4"	340"	37.78			
5"	269"	29.89	5"	305"	33.89	5"	341"	37.89			
6"	270"	30.00	6"	306"	34.00	6"	342"	38.00			
7"	271"	30.11	7"	307"	34.11	7"	343"	38.11			
8"	272"	30.22	8"	308"	34.22	8"	344"	38.22			
9"	273"	30.33	9"	309"	34.33	9"	345"	38.33			
10"	274"	30.44	10"	310"	34.44	10"	346"	38.44			
11"	275"	30.56	11"	311"	34.56	11"	347"	38.56			
23' 0"	276"	30.67	26' 0"	312"	34.67	29' 0"	348"	38.67			
1"	277"	30.78	1"	313"	34.78	1"	349"	38.78			
2"	278"	30.89	2"	314"	34.89	2"	350"	38.89			
3"	279"	31.00	3"	315"	35.00	3"	351"	39.00			
4"	280"	31.11	4"	316"	35.11	4"	352"	39.11			
5"	281"	31.22	5"	317"	35.22	5"	353"	39.22			
6"	282"	31.33	6"	318"	35.33	6"	354"	39.33			
7"	283"	31.44	7"	319"	35.44	7"	355"	39.44			
8"	284"	31.56	8"	320"	35.56	8"	356"	39.56			
9"	285"	31.67	9"	321"	35.67	9"	357"	39.67			
10"	286"	31.78	10"	322"	35.78	10"	358"	39.78			
11"	287"	31.89	11"	323"	35.89	11"	359"	39.89			

PRO-LOCK BUILDING TRIMS & FLASHINGS



Residential



Cottage



Commercial

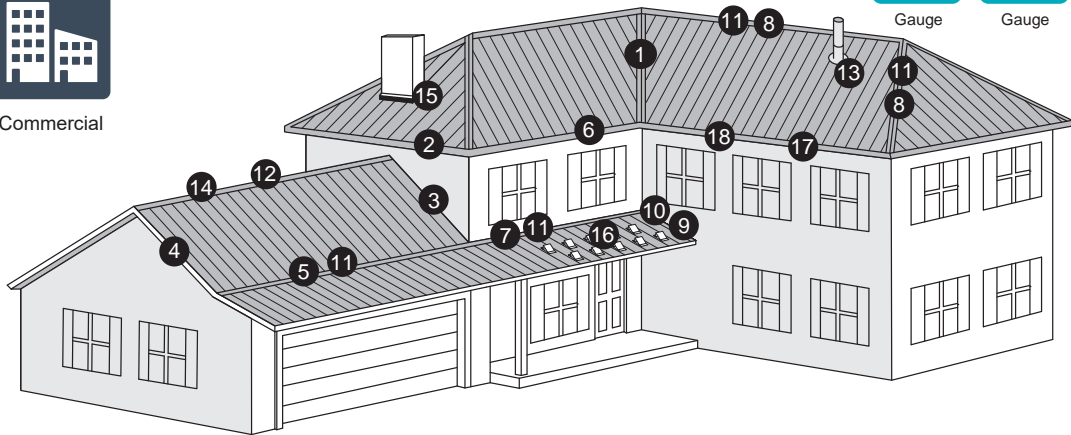


Gauge





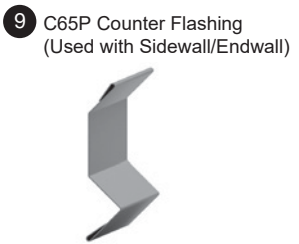
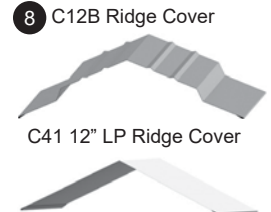

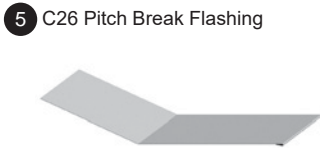
Gauge

Please note that the numbers are for illustration purposes only. When ordering, please refer to pages PL-10 to PL-25 for trim and flashing part #'s.



TRIMS AND FLASHING FOR HIDDEN OR EXPOSED FASTENER APPLICATIONS

- 1 C17 W Valley Flashing (24" or 36")
- 2 C7P, 28P, 29P Eave/Rake Flashing
- 3 C15P Sidewall Flashing
- 4 C6P, 30P, 31P Gable



TRIMS FOR HIDDEN FASTENER METHOD

- FOR COMPLETE INSTALLATION INSTRUCTIONS OF THESE TRIMS, REFER TO OUR INSTALL GUIDE AT WWW.DOMTEK.CA.

C63P Cleat



C64P Offset Cleat



PRO-LOCK BUILDING ACCESSORIES

FASTENERS

Pancake Fastener



HWH Type 17 HiLo Fastener



RECOMMENDED TOOLS

Malco Folding Tool
(By Others)



Malco Hand Seamers
(By Others)




Freud Diablo Blade
(By Others)




ACCESSORIES

12 Large Tab Closure




13 Dektite Pipe Flashing




14 Pro-Lock Vented Closure



15 9" Dekstrip



Butyl Tape



Sealant (Durasil)



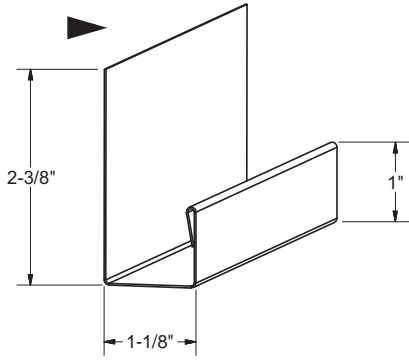
Emseal Hip Closure



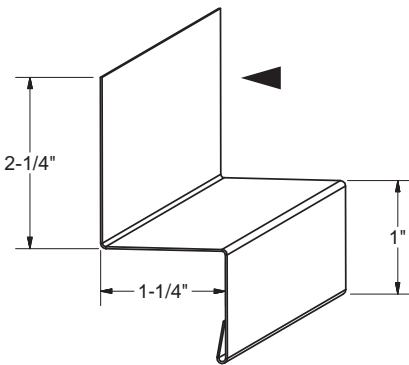
26/24 GA. PRO-LOCK TRIMS

(P.P. Indicates Pre-Painted)

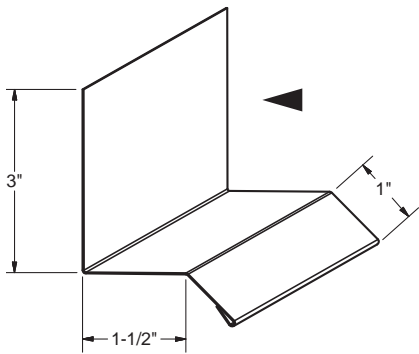
Length
10' 6" 12' 6" 14' 6" 16' 6"



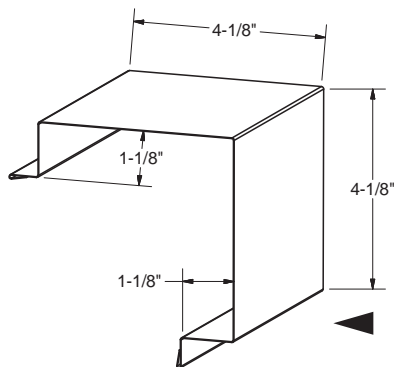
C1/1 1/8	1.125" J Trim P.P.	•	•	•	•
C1/1 1/8	1.125" J Trim Galv.	•	•	•	•



C2/1 1/4	1.25" Base / Divider P.P.	•	•	•	•
C2/1 1/4	1.25" Base / Divider Galv.	•	•	•	•



C3	Drip Flashing P.P.	•	•	•	•
C3	Drip Flashing Galv.	•	•	•	•



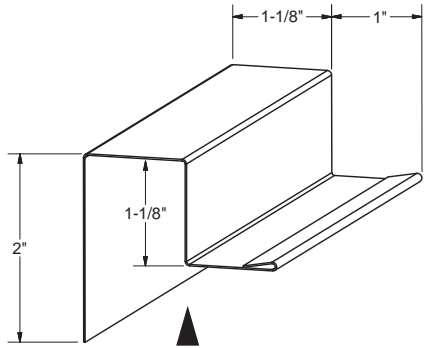
C4P	Outside Corner P.P.	•	•	•	•
C4P	Outside Corner Galv.	•	•	•	•

▶ INDICATES PAINTED SIDE

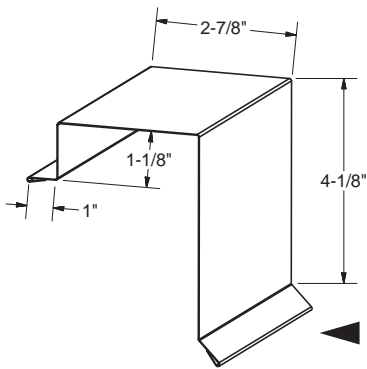
26/24 GA. PRO-LOCK TRIMS

(P.P. Indicates Pre-Painted)

Length
10' 6" 12' 6" 14' 6" 16' 6"

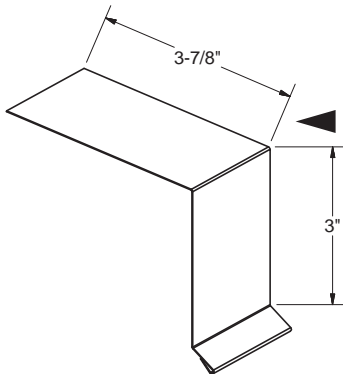


		10' 6"	12' 6"	14' 6"	16' 6"
C5/1 1/8	1.125" Inside Corner P.P.	•	•	•	•
C5/1 1/8	1.125" Inside Corner Galv.	•	•	•	•



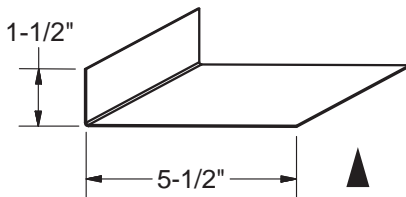
C6P	Gable Flashing P.P.	•	•	•	•
C6P	Gable Flashing Galv.	•	•	•	•

• Use with C7P Rake/Eave Flashing



C7P	Rake / Eave Flashing P.P.	•	•	•	•
C7P	Rake / Eave Flashing Galv.	•	•	•	•

• Use with C6P Gable Flashing



C10	5.50 Header Trim P.P.	•	•	•	•
C10	5.50 Header Trim Galv.	•	•	•	•

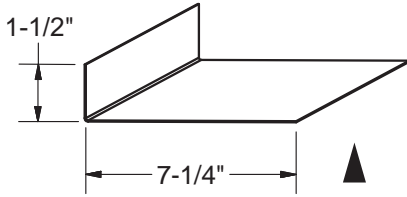
▶ INDICATES PAINTED SIDE

26/24 GA. PRO-LOCK TRIMS

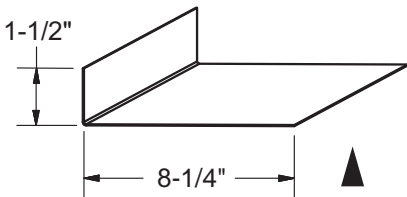
(P.P. Indicates Pre-Painted)

Length

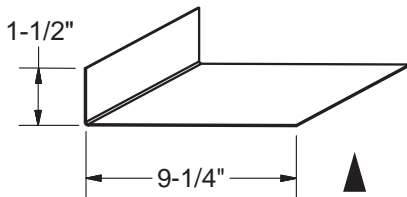
10' 6" 12' 6" 14' 6" 16' 6"



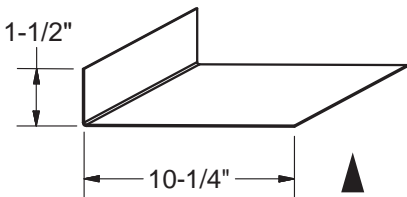
C10	7.25 Header Trim P.P.	•	•	•	•
C10	7.25 Header Trim Galv.	•	•	•	•



C10	8.25 Header Trim P.P.	•	•	•	•
C10	8.25 Header Trim Galv.	•	•	•	•



C10	9.25 Header Trim P.P.	•	•	•	•
C10	9.25 Header Trim Galv.	•	•	•	•



C10	10.25 Header Trim P.P.	•	•	•	•
C10	10.25 Header Trim Galv.	•	•	•	•

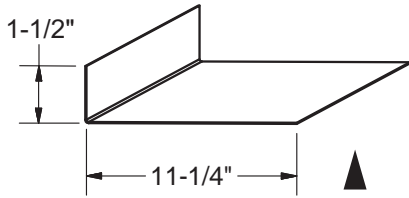
▶ INDICATES PAINTED SIDE

26/24 GA. PRO-LOCK TRIMS

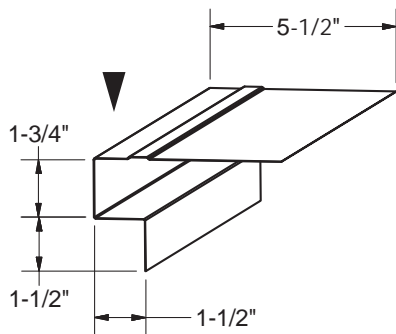
(P.P. Indicates Pre-Painted)

Length

10' 6" 12' 6" 14' 6" 16' 6"

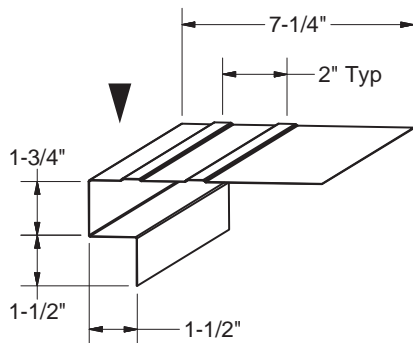


C10	11.25 Header Trim P.P.	•	•	•	•
C10	11.25 Header Trim Galv.	•	•	•	•



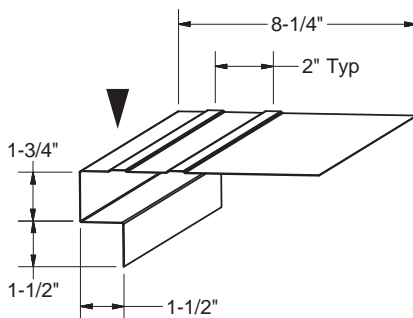
C11B	5.50 Door Jamb Flashing P.P.	•	•	•	•
C11B	5.50 Door Jamb Flashing Galv.	•	•	•	•

• Available with or without stiffening ribs.



C11B	7.25 Door Jamb Flashing P.P.	•	•	•	•
C11B	7.25 Door Jamb Flashing Galv.	•	•	•	•

• Available with or without stiffening ribs.



C11B	8.25 Door Jamb Flashing P.P.	•	•	•	•
C11B	8.25 Door Jamb Flashing Galv.	•	•	•	•

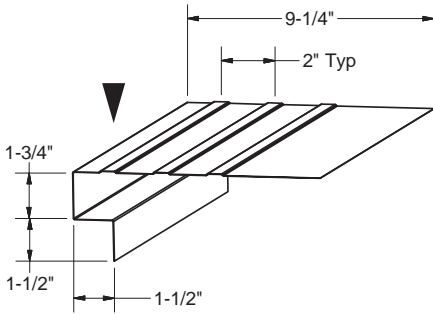
• Available with or without stiffening ribs.

▶ INDICATES PAINTED SIDE

26/24 GA. PRO-LOCK TRIMS

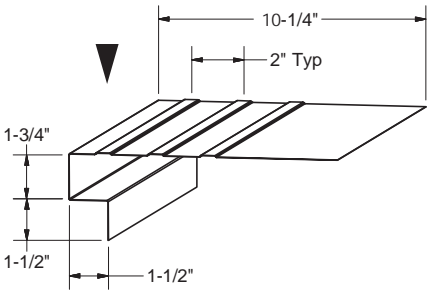
(P.P. Indicates Pre-Painted)

Length
10' 6" 12' 6" 14' 6" 16' 6"



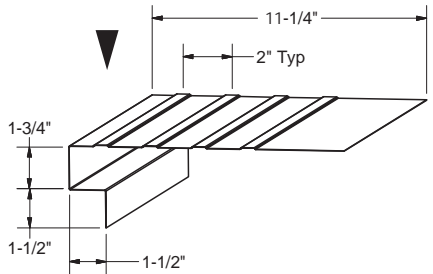
C11B	9.25 Door Jamb Flashing P.P.	•	•	•	•
C11B	9.25 Door Jamb Flashing Galv.	•	•	•	•

• Available with or without stiffening ribs.



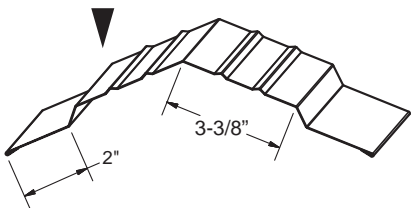
C11B	10.25 Door Jamb P.P.	•	•	•	•
C11B	10.25 Door Jamb Galv.	•	•	•	•

• Available with or without stiffening ribs.



C11B	11.25 Door Jamb P.P.	•	•	•	•
C11B	11.25 Door Jamb Galv.	•	•	•	•

• Available with or without stiffening ribs.



C12B	12" Ridge Cover P.P.	•	•	•	•
C12B	12" Ridge Cover Galv.	•	•	•	•

• 2" Tru-Grip fastener is recommended for installation.

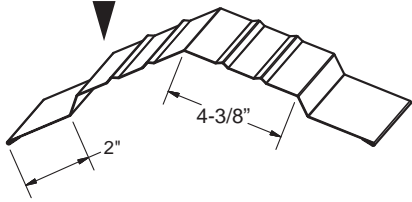
▶ INDICATES PAINTED SIDE

26/24 GA. PRO-LOCK TRIMS

(P.P. Indicates Pre-Painted)

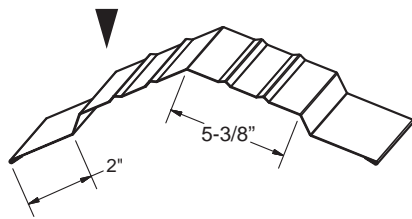
Length

10' 6" 12' 6" 14' 6" 16' 6"



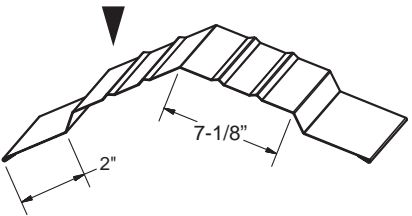
C12B/14	14" Ridge Cover P.P.	•	•	•	•
C12B/14	14" Ridge Cover Galv.	•	•	•	•

• 2" Tru-Grip fastener is recommended for installation.



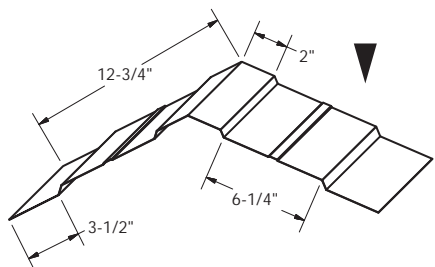
C12B/16	16" Ridge Cover P.P.	•	•	•	•
C12B/16	16" Ridge Cover Galv.	•	•	•	•

• 2" Tru-Grip fastener is recommended for installation.



C12B/20	20" Ridge Cover P.P.	•	•	•	•
C12B/20	20" Ridge Cover Galv.	•	•	•	•

• 2" Tru-Grip fastener is recommended for installation.



C-12B/24	24" Ridge Cover P.P.	•	•	•	•
C-12B/24	24" Ridge Cover Galv.	•	•	•	•

• Matches 24" Coverlite polycarbonate Ridge Cover.
• 2" Tru-Grip fastener is recommended for installation.

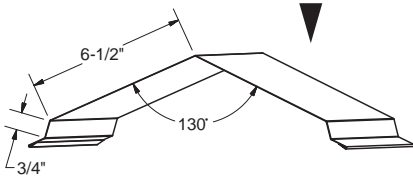
▶ INDICATES PAINTED SIDE

26/24 GA. PRO-LOCK TRIMS

(P.P. Indicates Pre-Painted)

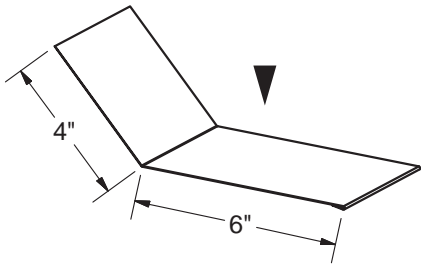
Length

10' 6" 12' 6" 14' 6" 16' 6"

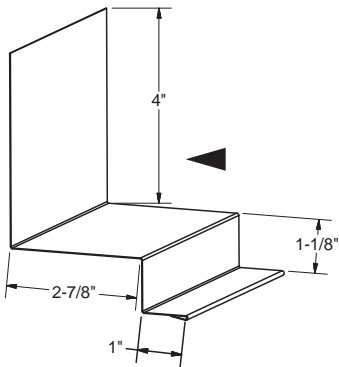


C12SP	16" Ridge Cover-SP P.P.	•	•	•	•
C12SP	16" Ridge Cover-SP Galv.	•	•	•	•

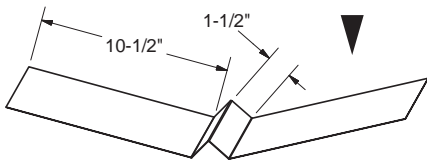
• 2" Tru-Grip fastener is recommended for exposed fastener installations.



C14P	Endwall Flashing P.P.	•	•	•	•
C14P	Endwall Flashing Galv.	•	•	•	•



C15P	Side Wall Flashing P.P.	•	•	•	•
C15P	Side Wall Flashing Galv.	•	•	•	•



C17/24	24" W Valley P.P.	•	•	N/A	N/A
C17/24	24" W Valley Galv.	•	•	N/A	N/A

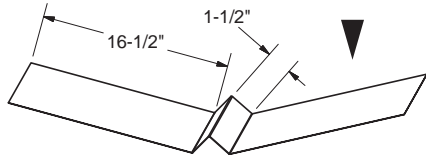
▶ INDICATES PAINTED SIDE

26/24 GA. PRO-LOCK TRIMS

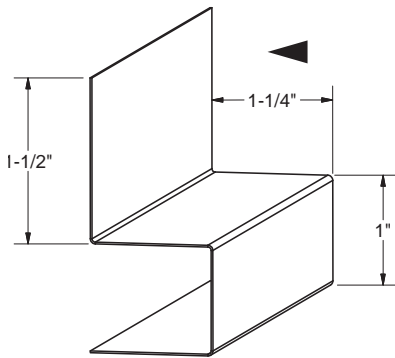
(P.P. Indicates Pre-Painted)

Length

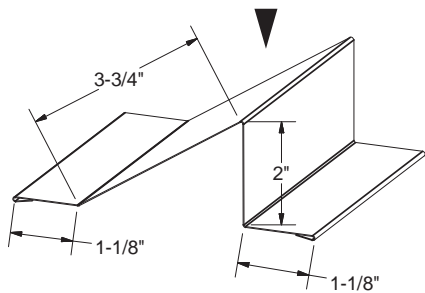
10' 6" 12' 6" 14' 6" 16' 6"



C17/36	36" W Valley P.P.	•	•	N/A	N/A
C17/36	36" W Valley Galv.	•	•	N/A	N/A

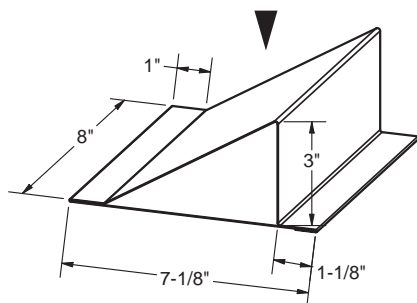


C19/1 1/4	1.25" Box Base P.P.	•	•	•	•
C19/1 1/4	1.25" Box Base Galv.	•	•	•	•



C20	2" Snow Guard P.P.	•	•	•	•
C20	2" Snow Guard Galv.	•	•	•	•

• 2-1/2" Tru-Grip fastener is recommended for installation.



		8"
C21	Bigfoot Snow Stops P.P.	•
C21	Bigfoot Snow Stops Galv.	•

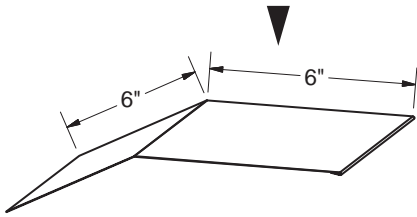
• Sold per piece.
• Durasil sold separately. Use 1 tube for approximately 8 snow stops.

▶ INDICATES PAINTED SIDE

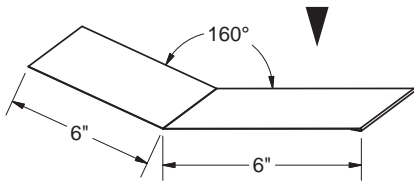
26/24 GA. PRO-LOCK TRIMS

(P.P. Indicates Pre-Painted)

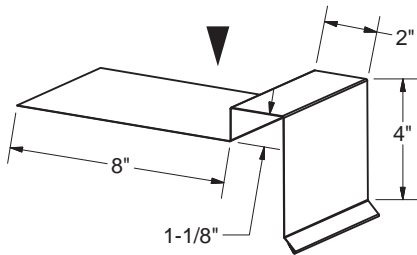
Length
10' 6" 12' 6" 14' 6" 16' 6"



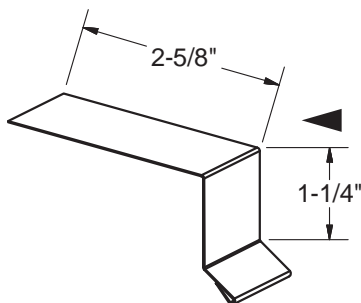
C25	Gambrel P.P.	•	•	•	•
C25	Gambrel Galv.	•	•	•	•



C26	Pitch Break P.P.	•	•	•	•
C26	Pitch Break Galv.	•	•	•	•



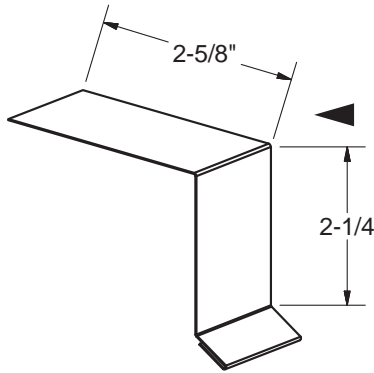
C27P	Prow Flashing P.P.	•	•	•	•
C27P	Prow Flashing Galv.	•	•	•	•



C28P	1.25 Rake Flashing P.P.	•	•	•	•
C28P	1.25 Rake Flashing Galv.	•	•	•	•

• Use with C30P 2.375" Gable Flashing

▶ INDICATES PAINTED SIDE



26/24 GA. PRO-LOCK TRIMS

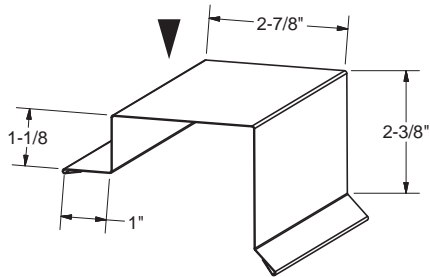
(P.P. Indicates Pre-Painted)

Length
10' 6" 12' 6" 14' 6" 16' 6"

C29P	2.25 Rake Flashing P.P.	•	•	•	•
------	-------------------------	---	---	---	---

C29P	2.25 Rake Flashing Galv.	•	•	•	•
------	--------------------------	---	---	---	---

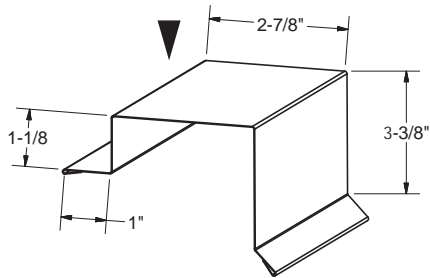
• Use with C31P 3.375" Gable Flashing



C30P	2.375 Gable Flashing P.P.	•	•	•	•
------	---------------------------	---	---	---	---

C30P	2.375 Gable Flashing Galv.	•	•	•	•
------	----------------------------	---	---	---	---

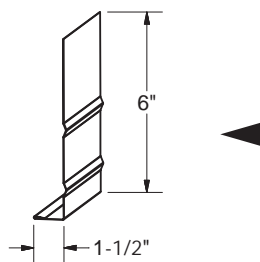
• Use with C28P 1.25 Rake Flashing



C31P	3.375 Gable Flashing P.P.	•	•	•	•
------	---------------------------	---	---	---	---

C31P	3.375 Gable Flashing Galv.	•	•	•	•
------	----------------------------	---	---	---	---

• Use with C29P 2.25 Rake Flashing



C32B	6" Steel Fascia P.P.	•	•	•	•
------	----------------------	---	---	---	---

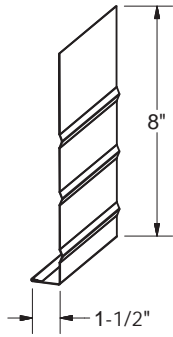
C32B	6" Steel Fascia Galv.	•	•	•	•
------	-----------------------	---	---	---	---

▶ INDICATES PAINTED SIDE

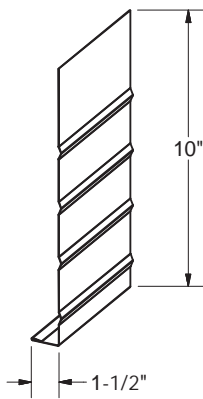
26/24 GA. PRO-LOCK TRIMS

(P.P. Indicates Pre-Painted)

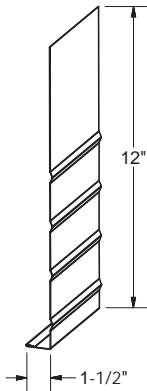
Length
10' 6" 12' 6" 14' 6" 16' 6"



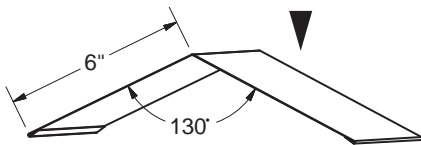
C33B	8" Steel Fascia P.P.	•	•	•	•
C33B	8" Steel Fascia Galv.	•	•	•	•



C34B	10" Steel Fascia P.P.	•	•	•	•
C34B	10" Steel Fascia Galv.	•	•	•	•



C35B	12" Steel Fascia P.P.	•	•	•	•
C35B	12" Steel Fascia Galv.	•	•	•	•



C41	12" LP Ridge Cover P.P.	•	•	•	•
C41	12" LP Ridge Cover Galv.	•	•	•	•

• 2" Tru-Grip fastener is recommended for exposed fastener installations.

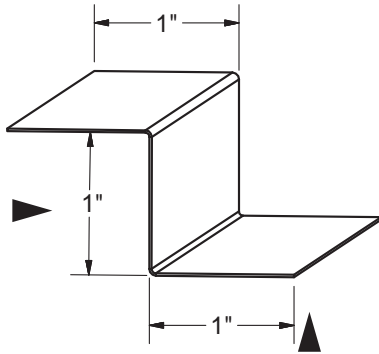
▶ INDICATES PAINTED SIDE

26/24 GA. PRO-LOCK TRIMS

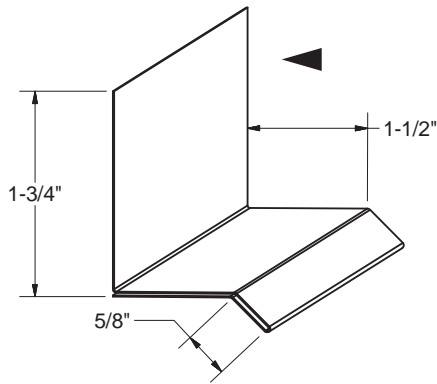
(P.P. Indicates Pre-Painted)

Length

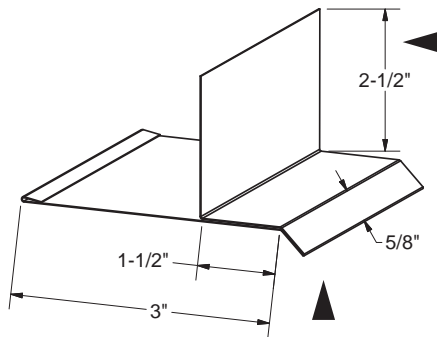
10' 6" 12' 6" 14' 6" 16' 6"



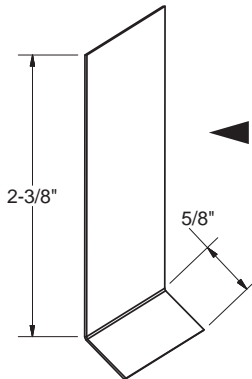
C60P	Z Trim P.P.	•	•	N/A	N/A
C60P	Z Trim Galv.	•	•	N/A	N/A



C61P	Header Base P.P.	•	•	N/A	N/A
C61P	Header Base Galv.	•	•	N/A	N/A



C62	Fascia to Soffit P.P.	•	•	•	•
C62	Fascia to Soffit Galv.	•	•	•	•



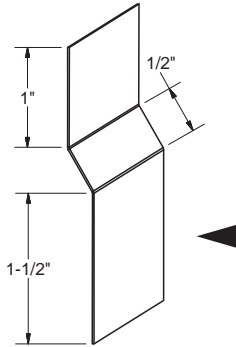
C63P	Cleat P.P.	•	•	N/A	N/A
C63P	Cleat Galv.	•	•	N/A	N/A

▶ INDICATES PAINTED SIDE

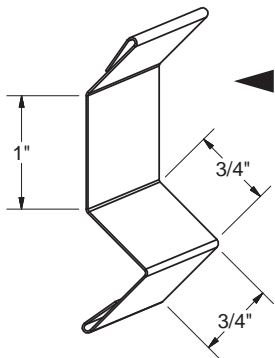
26/24 GA. PRO-LOCK TRIMS

(P.P. Indicates Pre-Painted)

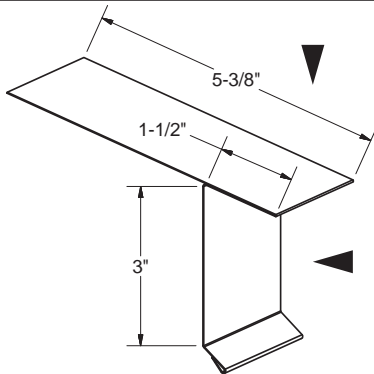
Length
10' 6" 12' 6" 14' 6" 16' 6"



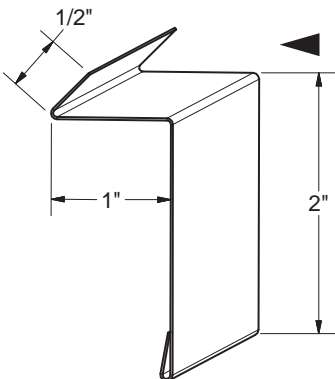
C64P	Offset Cleat P.P.	•	•	N/A	N/A
C64P	Offset Cleat Galv.	•	•	N/A	N/A



C65P	Counter Trim P.P.	•	•	•	•
C65P	Counter Trim Galv.	•	•	•	•



C66P	Extended Eave P.P.	•	•	•	•
C66P	Extended Eave Galv.	•	•	•	•



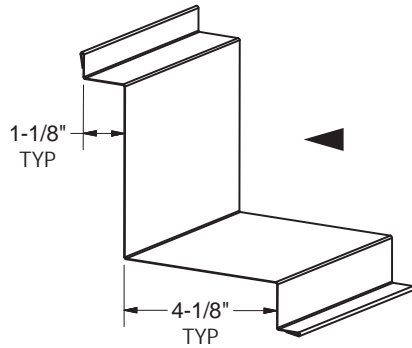
C67P	Reglet P.P.	•	•	•	•
C67P	Reglet Galv.	•	•	•	•

▶ INDICATES PAINTED SIDE

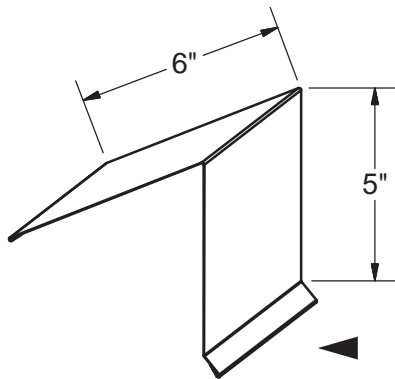
26/24 GA. PRO-LOCK TRIMS

(P.P. Indicates Pre-Painted)

Length
10' 6" 12' 6" 14' 6" 16' 6"

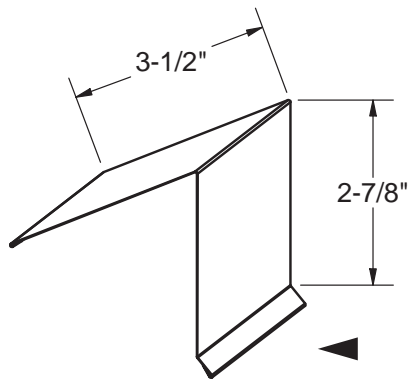


C70P	Inside Corner P.P.	•	•	•	•
C70P	Inside Corner Galv.	•	•	•	•



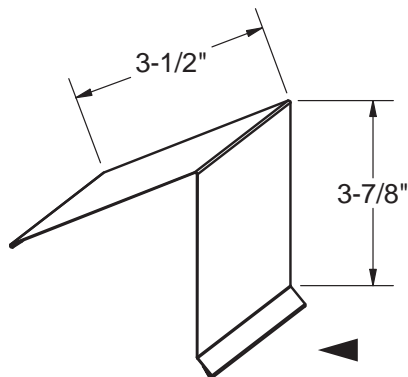
C72	Peak Flashing P.P.	•	•	•	•
C72	Peak Flashing Galv.	•	•	•	•

• 2" Tru-Grip fastener is recommended for installation.



C72P	2.875" Peak Flashing P.P.	•	•	•	•
C72P	2.875" Peak Flashing Galv.	•	•	•	•

• 2" Tru-Grip fastener is recommended for installation.



C72P	3.875" Peak Flashing P.P.	•	•	•	•
C72P	3.875" Peak Flashing Galv.	•	•	•	•

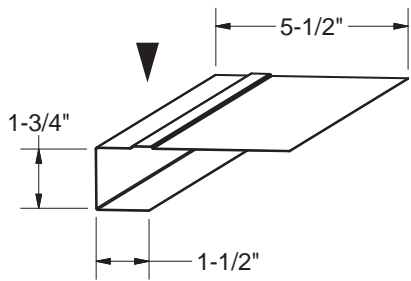
• 2" Tru-Grip fastener is recommended for installation.

▶ INDICATES PAINTED SIDE

26/24 GA. PRO-LOCK TRIMS

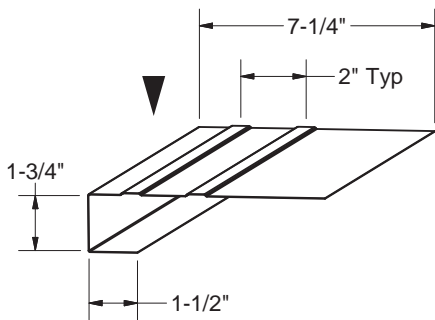
(P.P. Indicates Pre-Painted)

Length
10' 6" 12' 6" 14' 6" 16' 6"



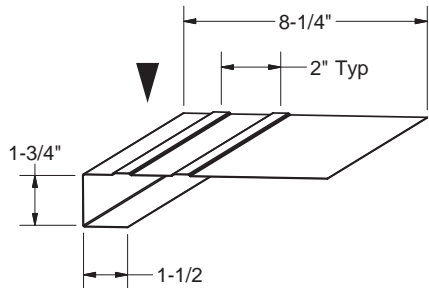
C73B	5.50 Door Jamb Flashing P.P.	•	•	•	•
C73B	5.50 Door Jamb Flashing Galv.	•	•	•	•

• Available with or without stiffening ribs.



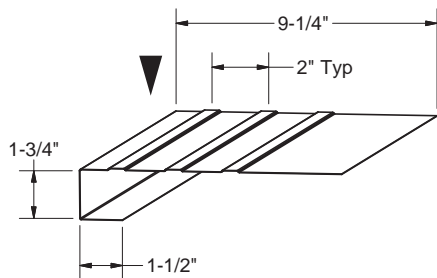
C73B	7.25 Door Jamb Flashing P.P.	•	•	•	•
C73B	7.25 Door Jamb Flashing Galv.	•	•	•	•

• Available with or without stiffening ribs.



C73B	8.25 Door Jamb Flashing P.P.	•	•	•	•
C73B	8.25 Door Jamb Flashing Galv.	•	•	•	•

• Available with or without stiffening ribs.



C73B	9.25 Door Jamb Flashing P.P.	•	•	•	•
C73B	9.25 Door Jamb Flashing Galv.	•	•	•	•

• Available with or without stiffening ribs.

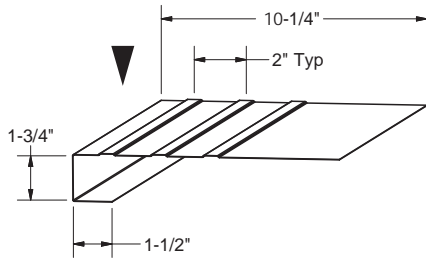
▶ INDICATES PAINTED SIDE

26/24 GA. PRO-LOCK TRIMS

(P.P. Indicates Pre-Painted)

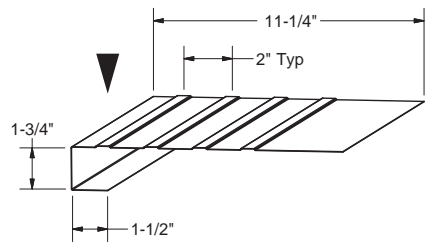
Length

10' 6" 12' 6" 14' 6" 16' 6"



C73B	10.25 Door Jamb Flashing P.P.	•	•	•	•
C73B	10.25 Door Jamb Flashing Galv.	•	•	•	•

• Available with or without stiffening ribs.

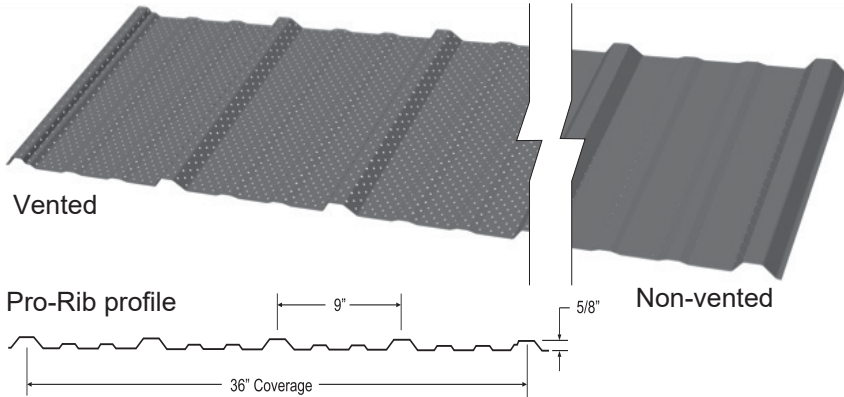


C73B	11.25 Door Jamb Flashing P.P.	•	•	•	•
C73B	11.25 Door Jamb Flashing Galv.	•	•	•	•

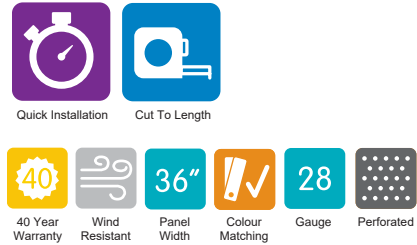
• Available with or without stiffening ribs.

▶ INDICATES PAINTED SIDE

PRO-RIB METAL SOFFIT



Features and Benefits



- Stronger than aluminum
- Less vibration from wind
- 13.4 % free air (vented profile)

- Available in custom cut lengths starting from 6”.
- **To order panels over 48” long refer to Perforated Panels on page PR-6.**

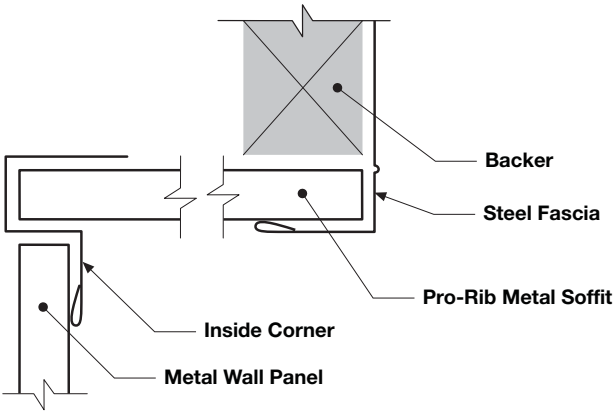
STOCK COLOURS - Please call for additional colours & availability

28 GAUGE HI-TENSILE PREPAINTED - 40 YEAR WARRANTY

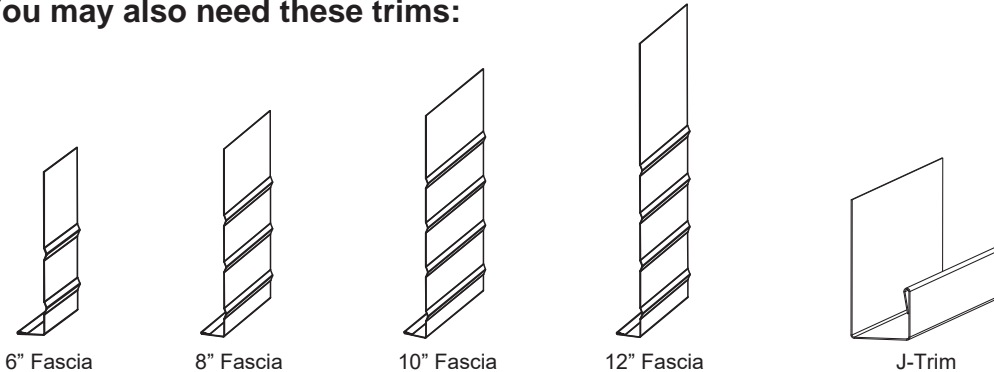
Brite White (QC 28783)
Black Low Gloss (QC 28224) - Sept/23

Coffee Brown (QC 28326)
Charcoal Low Gloss (QC 28710) - Sept/23


TRIMS & INSTALLATION



You may also need these trims:



BIGFOOT SNOW STOPS



Features and Benefits



Our Bigfoot Snow stops help with a sudden release of large amounts of snow that may have accumulated on your roof. They allow snow to melt and exit your roof slowly as opposed to all at once avoiding injury or property damage.

		8"
C21	Bigfoot Snow Stops P.P.	•
C21	Bigfoot Snow Stops Galv.	•

• Sold per piece.
• Durasil sold separately. Use 1 tube for approximately 8 snow stops.

Specifications:


- Designed for use with Pro-Lock panel only
- 8" wide
- Available in all Pro-Lock colours
- Installed with Durasil adhesive resulting in no exposed fasteners.
- 1-piece construction for added strength

STOCK BIGFOOT COLOURS - 40 Year Warranty.

Please see our colour selector for accurate colour samples.

Colour	26 ga.	24 ga.	Colour	26 ga.	24 ga.
Charcoal Low Gloss (QC 28710) - Sept/23	•	•	Silver Metallic **		•
Black Low Gloss (QC 28224) - Sept/23	•	•	Metallic Copper **		•
Melcher's Green (QC 28307)	•		Textured Jet Black	•	
Barn Red (QC 28250)	•		Textured Graphite Grey	•	
Dark Brown (QC 28229)	•	•	Textured Burnished Slate	•	
Coffee Brown (QC 28326)	•		Textured Sepia Brown	•	
Iron Ore Low Gloss (QC 28614)	•		Galvalume Plus	•	•

** Silver Metallic and Metallic Copper in 24ga. have a 30 year warranty.



YOU WILL ALSO NEED:

41DURASIL - 300 ml Tube



FASTENERS FOR PRO-LOCK

PANCAKE HEAD


- Metal to wood
- Combo drive
- Zinc coated for corrosion resistance. Stainless steel option also available.
- For estimating, use 1pc/lineal ft.



Part No.	Description	Coating	Bag/Case Qty.
12PAN101	#10x1"	Zinc	250/3000
12PAN1015	#10x1-1/2"	Zinc	250/2000
12PAN102	#10x2"	Zinc	250/1500

TRU-GRIP TYPE 17 HILO

- HWH = Hex Washer Head, Metal to Wood
- Comes with EPDM Bonded washer
- Zinc coated for corrosion resistance



2 Pc.

Part Number	Size	Head Size	Bag/Case Qty.
12WG101HL	#10 x 1"	1/4"	250/3000
12WG1015HL	#10 x 1- 1/2"	1/4"	250/2000
12WG102HL	#10 x 2"	1/4"	250/1500
12WG1025HL	#10 x 2-1/2"	1/4"	250/1000
12WG103HL	#10 x 3"	1/4"	250/1000
12WG1035	#10 x 3-1/2"	1/4"	250/750
12WG104	#10 x 4"	1/4"	250/500

SEALANTS

LAP SEALANTS



Butyl Tape Sealant - 24 per case
14BUTYL-041, 1/16" x 1/2" x 50' Roll

Butyl Tape Sealant - 24 per case
14BUTYL-043, 1/16" x 1" x 50' Roll



14BUTYL-042 , Butyl Tube Caulking - 30 per case, 300 ml Cartridge

DURASIL SEALANT / ADHESIVE

- Translucent
- Neutral Cure. Will not promote corrosion of metal
- Solvent free, 100% solids will not shrink
- Non-slump, applies vertically and overhead
- 10 minute skin over
- +/-50% joint movement
- Service temperature range from -80°F to 400°F

Durasil can be used for a wide range of applications to ensure weather-tight protection. It can be used on metal flashings, roofing / siding, flexible pipe flashing, chimney stacks, cove joints, window / door frames.



- 24 per case
- 41DURASIL - 300 ml Tube

DEKTITE UNIVERSAL FLEXIBLE PIPE FLASHING

- This universal flashing has been designed to fit virtually all panel configurations.
- Sleeve flexibility absorbs vibration and pipe movement caused by expansion/contraction.
- Easy on-site customization can accommodate all normal installations.
- All parts are grey in colour except the high temp variation which is red in colour.
- Other sizes are available upon request.
- Parts are paintable.
- **For extreme pitch or surface irregularity, select next larger size.**



Part No.	Description	Fits Pipe	Service Temp.
26DEK-8001	No. 1	1/4" - 2-1/2"	-65 F to +250 F
26DEK-8002	2	1-3/4" - 3-1/4"	-65 F to +250 F
26DEK-8003	3	1/4" - 5"	-65 F to +250 F
26DEK-8003HT	3 High Temp	1/4" - 5"	-40 F to +350 F
26DEK-8004	4	3" - 6-1/4"	-65 F to +250 F
26DEK-8005	5	4-1/4" - 7-1/2"	-65 F to +250 F
26DEK-8006	6	5" - 9"	-65 F to +250 F
26DEK-8006HT	6 High Temp	5" - 9"	-40 F to +350 F
26DEK-8007	7	6" - 11"	-65 F to +250 F
26DEK-8007HT	7 High Temp	6" - 11"	-40 F to +350 F
26DEK-8008	8	7" - 13"	-65 F to +250 F
26DEK-8008HT	8 High Temp	7" - 13"	-40 F to +350 F
26DEK-8009	9	10" - 19"	-65 F to +250 F
26DEK-8009HT	9 High Temp	10" - 19"	-40 F to +350 F

· Durasil is an approved sealant for use with Dektite. Please see PL-28 for more information.

DEKTITE RETROFIT FLEXIBLE PIPE FLASHING


- Designed for applications where you don't have easy access or when a repair is needed.
- All parts are grey in colour.



Part No.	Description	Fits Pipe
26DEK8011	No. 1	3/4" - 2-3/4"
26DEK8012	2	2" - 7-1/4"
26DEK8013	3	3-1/4" - 10"

DEKSTRIP® Expandable Edge Flashing System

- Flexible weatherproof roof flashing system. Aluminum edging conforms to all roof panel configurations.
- Sold by the lineal foot



Part No.	Description
26DEKSTRIP-9	9 in. wide
26DEKSTRIP-18	18 in. wide

RIDGE VENTING AND CLOSURES

NON-VENTED RIDGE CLOSURE C/W ADHESIVE - PRO-LOCK

- Large Tab
- C/W Adhesive




- 100 Per Box

15PLCLOS-12LT	12" Large Tab Foam Closure - 36"
15PLCLOS-16LT	16" Large Tab Foam Closure - 32"

VENTED RIDGE CLOSURE - PRO-LOCK

- Large Tab

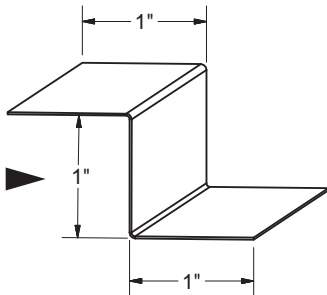


- Provides the ultimate attic ventilation benefits & eliminates condensation
- Made from durable, flame & tear-resistant, recycled fiber-based polyester. Non-woven and non-wicking
- Keeps out moisture, pests, dust & prevents wind driven rain infiltration
- Net Free Air of 17 sq. in. per linear ft.

- 25 Per Box

15PLRDGVT-12	12" Pro-Lock Vented Closure - 36"
15PLRDGVT-16	16" Pro-Lock Vented Closure - 32"

Z-TRIM METAL CLOSURE:



C60P Z Trim Galv.	10'6"	12'6"
Painted	•	•
	•	•

HIP CLOSURES

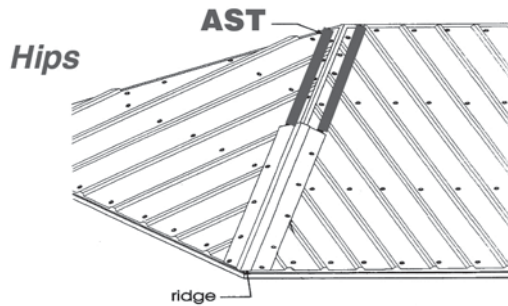
EMSEAL AST

AST is a self-adhering tape seal made from resilient, open-cell polyurethane foam impregnated with a water-based acrylic-modified asphalt emulsion.

Ideal application temperature is approx. 75°F (24°C). Expansion will be faster at higher temperatures and slower at lower temperatures. For faster expansion in cold conditions keep the material warm before use.

- Polyurethane foam with acrylic, asphalt emulsion
- 16 rolls per box

15ASH175..... 1-3/4" x 1-1/2" x 13.12 LF (4 metres)



INDEX

PVC PANELS

Kodiak PVC Product Information Sheet	PVC-2
Kodiak PVC Liner Panel	PVC-3
Kodiak PVC Trims	PVC-4/5
Kodiak Slatwall	PVC-6
Fasteners / Sealants.....	PVC-7
PVC Planking:	
7/8" Creep Fence - Accessories.....	PVC-8
7/8" Creep Fence	PVC-8
1 1/2" Nursery Fence and Wall Plank Accessories	PVC-9
1 1/2" Nursery Fence and Wall Plank	PVC-9
2" Finishing Fence PVC Accessories	PVC-10






KODIAK

PVC PANELS

**THE STRONG CHOICE FOR
PVC WALL & CEILING PANELS**



Kodiak's unique expansion channel allows for easy install and a tight connection between panels.

**NOW AVAILABLE IN
GREY**

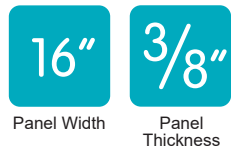
PRODUCT INFORMATION

Applications




Agricultural Commercial Residential Car Wash

Features and Benefits



Panel Width Panel Thickness



Easy to Install Low Maintenance Durable 20 Year Limited Warranty Easy to Clean Moisture Resistant Bright Appearance Standard & Custom Lengths Hidden Fasteners Recyclable Material UV Stable Chemical Resistant Mold Resistant

RATINGS

- Flame value of 20 (CAN/ULC S102.2) & 15 (ASTM E84). Always refer to local fire and building codes before installing.
- Meets CFIA (Canada) and FDA (U.S.A.) approval requirements for indoor applications.
- 99.9% kill for bacteria and fungi using ISO 22196 test.

SPECIFICATIONS

- KODIAK PVC Panels in WHITE are 16" wide and come in 8', 10', 12', 14', 16', 18' and 20' lengths.
- KODIAK PVC Panels in GREY are 16" wide and come in 12', 16' and 20' lengths.
- Custom lengths are available. Matching trims are available in both white and grey and are 12' in length.

ADVANTAGES

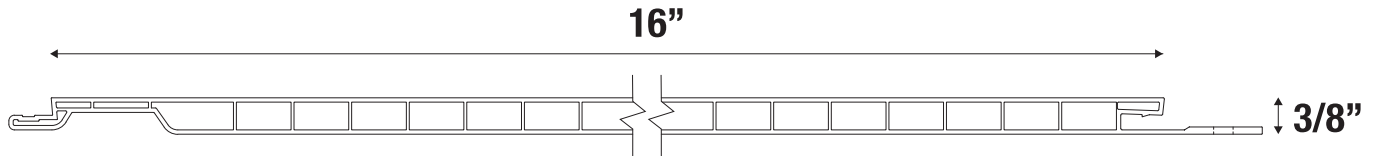
- Made from 100% virgin PVC, KODIAK is highly resistant to chemicals and unaffected by moisture
- Kodiak's unique expansion channel allows installation in varying temperatures.
- Ideal replacement for conventional wall systems
- Supports attic insulation loads
- Cost effective vs other wall systems like painted drywall
- Can be used for new construction or retrofit
- Pre-punched nailing flange

APPLICATIONS

- | | | | |
|------------------------------|-----------------------------|------------------------------|-----------|
| · Dairy, Hog & Poultry Farms | · Breweries | · Theme Parks | · Schools |
| · Home Ceiling / Wall Panels | · Meat Packaging Facilities | · Health Care Facilities | · Pools |
| · Car Washes | · Nursing Homes | · Laundromats | |
| · Kennels | · Restaurant Kitchens | · Public Bathrooms | |
| · Marinas | · Supermarkets | · Riding Stables | |
| · Fisheries | · Laboratories | · Refrigerated Warehouse | |
| · Food Processing Plants | · Cannabis Facilities | · Chemical Processing Plants | |

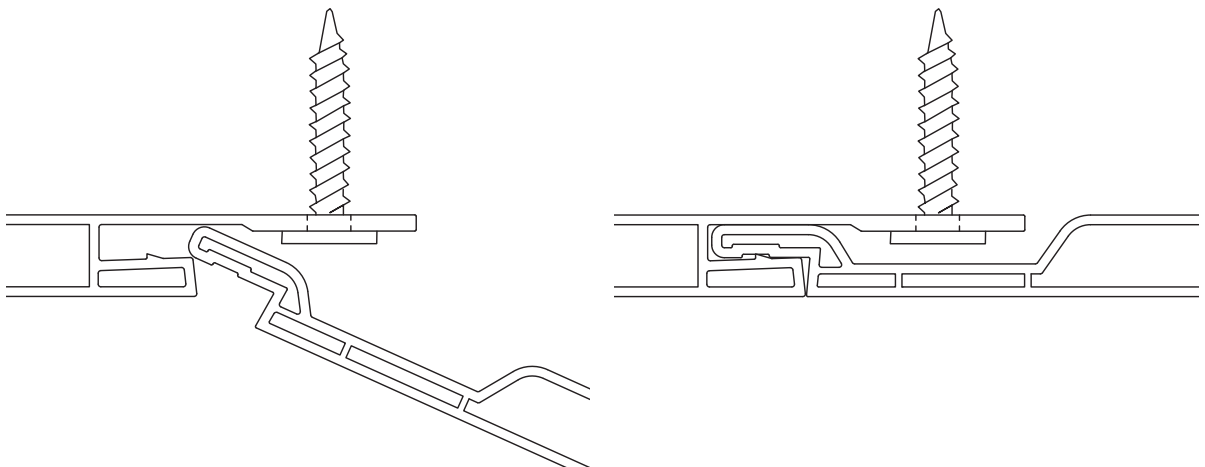


KODIAK
PVC PANELS

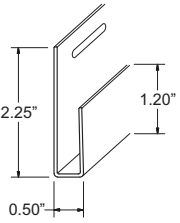
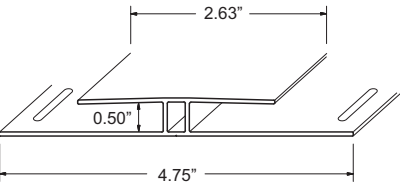
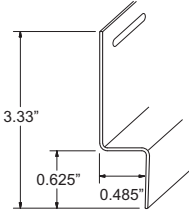
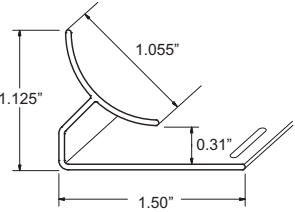
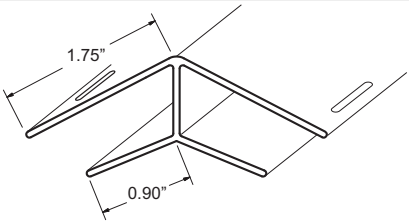
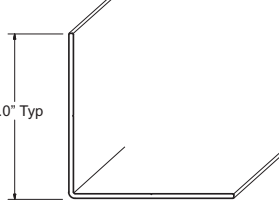


WHITE (16") Part No.	GREY (16") Part No.	Length
50KLP16-8.....	N/A	8 ft
50KLP16-10.....	N/A	10 ft
50KLP16-12.....	50KLP16-12G	12 ft
50KLP16-14.....	N/A	14 ft
50KLP16-16.....	50KLP16-16G	16 ft
50KLP16-18.....	N/A	18 ft
50KLP16-20.....	50KLP16-20G	20 ft

- **100% virgin PVC. Other colours are available. Please call for more info.**
- **150 pieces per bundle**
- **Custom lengths are subject to additional manufacturing and crating charges. Please call for quote.**
- **Cut to length parts are not returnable**

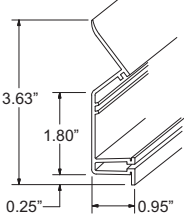
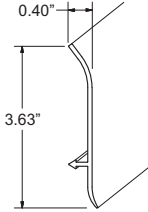
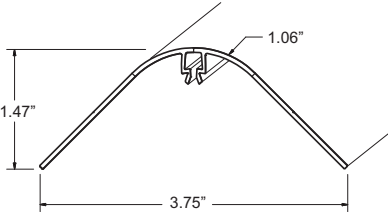
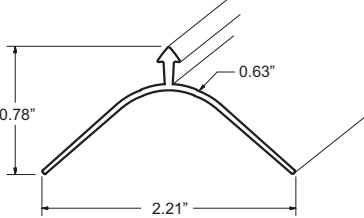
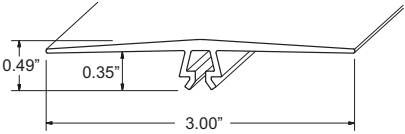
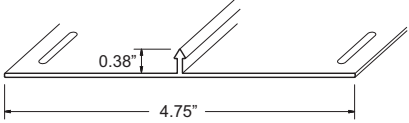


KODIAK PVC TRIMS

	Part No	Description	Colour	Bundle Qty.
	50KLPJ-12	J-Trim	White	60
	50KLPJ-12G	J-Trim	Grey	60
	50KLPMH-12	Multi H-Trim	White	20
	50KLPMH-12G	Multi H-Trim	Grey	20
	50KLPDT-12	Drip Trim	White	60
	50KLPCCSL-12	Inside Corner Cove	White	60
	50KLPCCSL-12G	Inside Corner Cove	Grey	60
		· Must use this trim on corners and wall-to-ceilings for CFIA/FDA approval.		
		· Comes with a slotted nailing flange		
	50KLPH45	45Deg. H-Trim	White	20
	50KLPT90-12	90Deg. Trim	White	60
	50KLPT90-12G	90Deg. Trim	Grey	60

All trims are 12' in length.

KODIAK PVC TRIMS

	Part No	Description	Colour	Bundle Qty.
	50KLPCB-12	Crown Base	White	20
	50KLPCB-12	Crown Cap	White	40
	50KLPMCF-12	Multi Corner Female	White	20
	50KLPMCF-12G	Multi Corner Female	Grey	20
	50KLPMCM-12	Multi Corner Male	White	20
	50KLPMCM-12G	Multi Corner Male	Grey	20
	50KLPHTC	H-Trim Cap	White	20
	50KLPHTB	H-Trim Base	White	20

All trims are 12' in length.



KODIAK SLATWALL

**AVAILABLE IN
WHITE OR GREY**



PRODUCT INFORMATION

Kodiak PVC Slatwall is a heavy duty, modular wall storage system designed for any organizational project. Designed to hold up to 75 lbs per sq ft, Kodiak Slatwall can hold a wide range of products. It can be configured in multiple sizes and works perfectly with our Kodiak PVC Wall and Ceiling Panels for a clean finish.

APPLICATIONS



Commercial

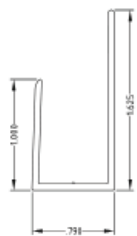
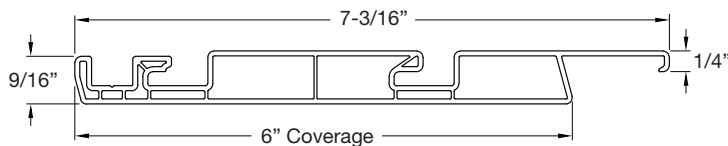
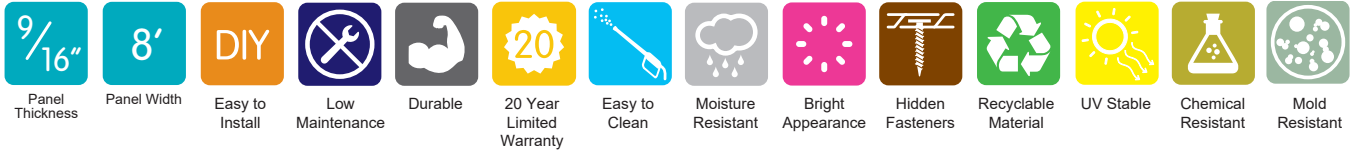


Residential

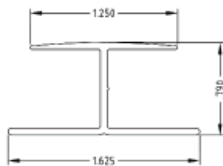
SPECIFICATIONS

- KODIAK Slatwall comes in 8' lengths and is 6" wide.
- KODIAK Slatwall is made from 100% virgin PVC and is available in either Bright White or Grey.
- Holds up to 75 lbs per sq ft.
- Installs over drywall or studs.
- Fits perfectly with Kodiak PVC Panels for a uniform look.
- Accessories for Slatwall sold separately.

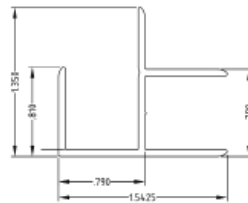
FEATURES AND BENEFITS



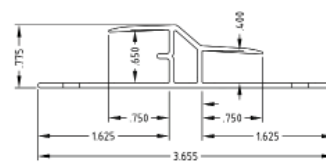
J-Trim



H-Trim



Corner Trim



Transition Trim

Description	White Part #	Grey Part #	Length
Kodiak Slatwall 6" x 96"	50KLPSW-8	50KLPSW-8G	8'
Kodiak Slatwall J-Trim	50KLPSWJ-8	50KLPSWJ-8G	8'
Kodiak Slatwall H-Trim	50KLPSWH-8	50KLPSWH-8G	8'
Kodiak Slatwall Corner Trim	50KLPSWC-8	50KLPSWC-8G	8'
Kodiak Slatwall Transition Trim	50KLPSWTH-8	50KLPSWTH-8G	8'

FASTENERS FOR KODIAK


PANCAKE HEAD

- Combo drive for convenience
- Pancake head for low profile requirements
- Non-walking point for fast material engagement
- Available in zinc coated for corrosion resistance or stainless steel
- For estimating, use 1pc/lineal ft.



- 12PAN101#10 x 1" Zinc
- 12PAN1015#10 x 1-1/2" Zinc
- 12PANSS-101#10 x 1" Stainless Steel
- 12PANSS-105#10 x 1-1/2" Stainless Steel
- 12PAN102#10 x 2" Zinc

YOU MAY ALSO NEED:



SHEET STOCK

Actual Dimensions	Finish	Gross Unit Weight	Part Numbers	
			8 Ft.	10Ft.
1/2" (12.7 mm) x 48"	Smooth (Both Sides).....	1.43 lbs/SF	50EXL-1/248	50EXL-1/2410
1/2" (12.7 mm) x 48"	Smooth / Woodgrain	1.43 lbs/SF	50EXL-1/248R	N/A
3/4" (19.0 mm) x 48"	Smooth / Woodgrain	2.14 lbs/SF	50EXL-3/448	50EXL-3/4410

SEALANTS


- A neutral cure silicone is recommended with Kodiak.

PVC PLANK

7/8" CREEP FENCE PVC ACCESSORIES

PLEASE CALL FOR AVAILABILITY.

Part No.	Description	Length / ft	Bundle Qty.
50CFU20	7/8" U Channel	20	20
50CFH20	7/8" Hinge	20	20
50CFC20	7/8" Corner	20	10
50CFHC20	7/8" H Connector	20	20
50CFDR20	7/8" Drop Rod (3/8" Dia.)	20	20



7/8" U Channel




7/8" Hinge



7/8" Corner



7/8" H Connector



7/8" Drop Rod (3/8" Dia.)

7/8" CREEP FENCE (For Animals up to 30 Lbs.)

PLEASE CALL FOR AVAILABILITY.

Part No.	Description	Length / ft	Bundle Qty.
50CF6521	7/8" x 6.5" PVC Plank	21	48
50CF65225	7/8" x 6.5" PVC Plank	22.5	48
50CF6524	7/8" x 6.5" PVC Plank	24	48
50CF10225	7/8" x 10" PVC Plank	22.5	48
50CF1024	7/8" x 10" PVC Plank	24	48

7/8 x 6.5" Plank



7/8 x 10" Plank




PVC PLANK

1 1/2" NURSERY FENCE & WALL PLANK PVC ACCESSORIES

PLEASE CALL FOR AVAILABILITY.

Part No.	Description	Length / ft	Bundle Qty.
50NFU20	1 1/2" U Channel	20	10
50NFH20	1 1/2" Hinge Closed	20	5
50NFC20	1 1/2" Corner	20	5
50NFHC20	1 1/2" H Connector	20	5
50NFDR20	1 1/2" Drop Rod (5/8" Dia.)	20	20



**1 1/2"
U Channel**




**1 1/2"
Hinge**



**1 1/2"
Corner**



**1 1/2"
H Connector**



**1 1/2" Drop Rod
(5/8" Dia)**

1 1/2" NURSERY FENCE & WALL PLANK (For animals 30 - 120 Lbs.)

PLEASE CALL FOR AVAILABILITY.

Part No.	Description	Length / ft	Bundle Qty.
50NF6520	1.5" x 6.5" PVC Plank	20	45
50NF6524	1.5" x 6.5" PVC Plank	24	45

1.5 x 6.5" Plank




PVC PLANK

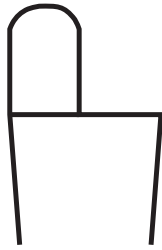
2" FINISHING FENCE PVC ACCESSORIES

PLEASE CALL FOR AVAILABILITY.


Part No.	Description	Length / ft	Bundle Qty.
50FFU20.....	2" U Channel.....	20	10
50FFH20.....	2" Hinge Closed	20	5
50FFDR20.....	2" Drop Rod (3/4" Dia.)	20	20
50FFC20.....	2" Corner.....	20	5
50FFHC20.....	2" H Connector.....	20	5



**2"
U Channel**




**2"
Hinge**



**2" Drop
Rod
(3/4" Dia)**



**2"
Corner**



**2"
H Connector**

INDEX

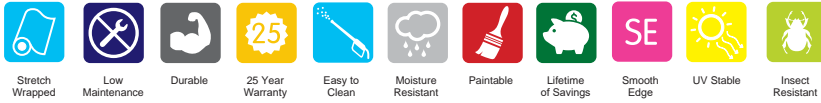
EX-CEL® CELLULAR PVC TRIM BOARD & SHEET STOCK

Ex-Cel PVC Sheet Stock.....	EX-2
Ex-Cel PVC Trim Board.....	EX-2
Ex-Cel PVC Trims & Accessories.....	EX-3



EX-CEL® CELLULAR PVC

Features and Benefits



Applications




- All Ex-Cel® products come in Classic White
- Ideal for fascia, decorative trim, columns, flat casings and many other applications.
- All Ex-Cel® products, are resistant to moisture, fading, salt and insects.
- Trim Board available in Smooth / Woodgrain finish
- SE - Smooth Edge
- Package-wrapped to ensure cleanliness

SHEET STOCK


Actual Dimensions	Finish	Gross Unit Weight	Part Numbers 8 Ft.	Part Numbers 10Ft.
1/2" (12.7 mm) x 48"	Smooth (Both Sides).....	1.43 lbs/SF	50EXL-1/248	50EXL-1/2410
1/2" (12.7 mm) x 48"	Smooth / Woodgrain	1.43 lbs/SF	50EXL-1/248R	N/A
3/4" (19.0 mm) x 48"	Smooth / Woodgrain	2.14 lbs/SF	50EXL-3/448	50EXL-3/4410

TRIM BOARD - SMOOTH / WOODGRAIN




Nominal Dimensions	Actual Dimensions	Wt (lbs/LF)	Bundle Qty.	8 Ft	10 Ft	12 Ft	18 Ft
1" x 4"	3/4" x 3.5"	0.62	208	•	•	•	•
1" x 6"	3/4" x 5.5"	0.98	128	•	•	•	•
1" x 8"	3/4" x 7.25"	1.29	96	•	•	•	•
1" x 10"	3/4" x 9.25"	1.65	80	•	•	•	•
1" x 12"	3/4" x 11.25"	2.01	64	•	•	•	•
5/4" x 4"	1" x 3.5"	0.82	156	•	•	•	•
5/4" x 6"	1" x 5.5"	1.29	96	•	•	•	•
5/4" x 8"	1" x 7.25"	1.70	72	•	•	•	•
5/4" x 10"	1" x 9.25"	2.17	60	•	•	•	•
5/4" x 12"	1" x 11.25"	2.64	48	•	•	•	•

BRICK MOULD




Part Number	Actual Dimensions	Finish	Bundle Weight	Qty.
50EXL-BM18	1 1/4" x 2" x 18'	Smooth	9.8 lbs/pc	6

QUARTER ROUND




Part Number	Actual Dimensions	Finish	Bundle Weight	Qty.
50EXL-QR16	3/4" x 3/4" x 16'	Smooth	2.1 lbs/pc	25

PVC CORNERS



Part Number	Actual Dimensions	Finish	Bundle Weight	Qty.
50EXL-5/44CORNER10	5/4" x 4" x 4" x 10'	Woodgrain	16.7 lbs/pc	78
50EXL-5/46CORNER10	5/4" x 6" x 6" x 10'	Woodgrain	26.2 lbs/pc	52

BEAD BOARD - TONGUE AND GROOVE



Part Number	Actual Dimensions	Finish	Bundle Weight	Qty.
50EXL-BB16	1/2" x 5.5" x 16'	Smooth	11.52 lbs	150

PVC PLUGS - WHITE



Part Number	Finish	Qty
50-EXL-SMPLUG	Smooth	250 L.F. Kit
50-EXL-WGPLUG	Woodgrain	250 L.F. Kit

· All 250 L.F. plug kits come with 375 screws, 400 plugs and 3 tools.

INDEX

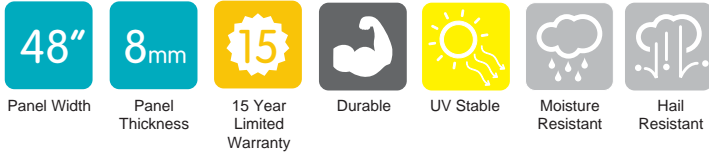
POLYCARBONATES / LAMINATES

Verolite Lexan™ Multiwall Panels..... LAM-2
Coverlite® Polycarbonate Ridge Cap & Panels LAM-4
HDPE Laminated Panels:
 HDPE Laminated Panels Product Info Sheet..... LAM-5
 Plywood (Pebbled & Smooth) LAM-5
 HDPE Laminated Panel Trims LAM-6



***Call us today for your
free Verolite Lexan™
Multiwall sample.***

VEROLITE LEXAN™ MULTIWALL PANELS



VEROLITE LEXAN™ Multiwall Polycarbonate Panels offer a high degree of light transmittance while blocking harmful UV rays. In its structured sheet form, this multiwall sheet also offers excellent thermal insulation properties. An anti-condensate feature on the interior surface of the sheet protects plants, furnishings, and/or equipment below from water damage. Verolite multiwall polycarbonate sheets are economical, lightweight, and can be easily fabricated on site.

High Light Transmission (8mm Clear: 81%)
VEROLITE LEXAN™ Multiwall Sheet offers a high degree of light transmittance while blocking harmful UV rays.

Virtually Unbreakable
VEROLITE LEXAN™ Sheet is economical and light in weight, yet is 10x stronger than acrylic and 200x stronger than glass!


Anti-Drip Coating
Our Dripguard coating ensures that greenhouse condensation is carried away from the roofing so that droplets will not damage your nursery stock. Call for more information and availability.

Applications

- Greenhouses
- Office Partitions
- Shelters
- Canopies
- Pool Enclosures
- Walkways
- Window Replacement
- Skylights & Sidelites
- Carports
- Cold Frames
- Garden Centers
- Sheds
- Patio Covering
- Sunrooms
- Printed Wall Art

VEROLITE

LEXAN MULTIWALL PANELS



Available in the following gauges and colours:

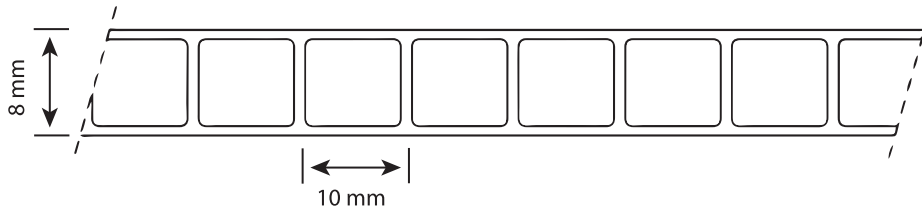
8mm Twin Wall in Clear



Please contact us for more gauges and colours.

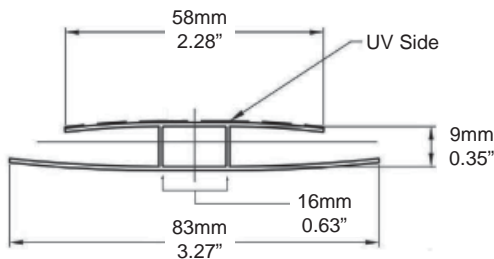


VEROLITE LEXAN™ MULTIWALL PANELS



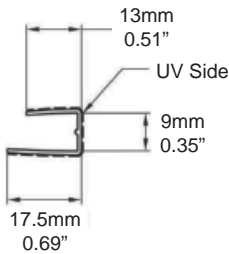
Part #	Dimensions	Colour
31VER08MMCL-10	4' x 10'	Clear
31VER08MMCL-12	4' x 12'	Clear
31VER08MMCL-16	4' x 16'	Clear

VEROLITE LEXAN™ MULTIWALL ACCESSORIES



Part #	Description	Colour
31HTRIM8MM-12	8mm H-Channel 12'	Clear

• Transitions between two sheets



Part #	Description	Colour
31CAP8MM-12	8mm U-Channel 12'	Clear

• Caps off sheet ends



Edge Sealing Tapes

- Aluminum Tape seals against vapor.
- Vent Tape seals against mold, algae, insects, and dust.

Part #	Description
31ALUMTAPE	1" Aluminum Tape 150' Roll
31VENTTAPE	1" Vent Tape 110' Roll

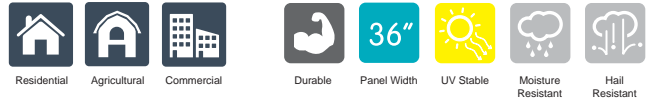
RECOMMENDED FASTENERS FOR VEROLITE LEXAN™ MULTIWALL

Tru-Grip Type 17 HiLo

Part Number	Size	Head Size	Bag/Case Qty.
12WG102HL	#10 x 2"	1/4"	250/1500



COVERLITE® POLYCARBONATES



High Light Transmission:

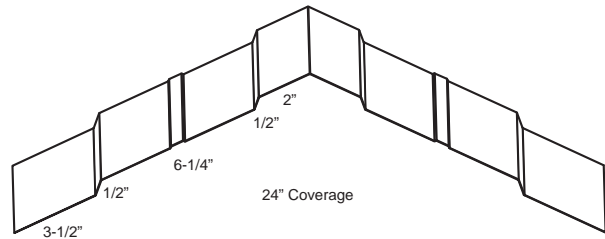
Coverlite Polycarbonates offer the perfect amount of light transmission.

- Crystal Clear: 90%, Bronze: 35%

COVERLITE® HIGH-TOP RIDGE COVER

- Available in Crystal Clear

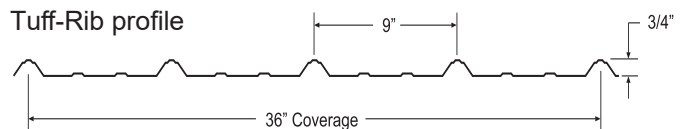
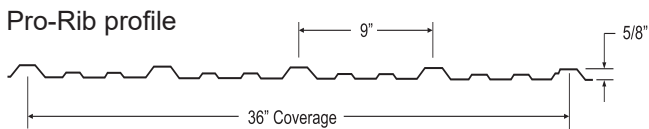
Part #	Size	Colour
12345.....	2 ft x 10 ft 6 in	Crystal Clear



- Matching metal Ridge Cover profile is available (A12B/24).
- Pre-drill a 5/16" hole and install a required 2" Tru-Grip fastener with oversized washer (see below).

COVERLITE® PANELS - PRO-RIB, TUFF-RIB

- Available in Crystal Clear or Bronze
- Available in Pro-Rib or Tuff-Rib profiles



Pro-Rib Part #	Dimensions	Colour	Tuff-Rib Part #
31PCPRO-8.....	3 ft x 8 ft	Crystal Clear	31PC/36-8'
31SPCPRO-8.....	3 ft x 8 ft	Bronze	31SPC-8'
31PCPRO-12.....	3 ft x 12 ft	Crystal Clear	31PC/36-12'
31SPCPRO-12.....	3 ft x 12 ft	Bronze	31SPC-12'
31PCPRO-16.....	3 ft x 16 ft	Crystal Clear	1PC/36-16'
31SPCPRO-16.....	3 ft x 16 ft	Bronze	31SPC-16'

TRU-GRIP GT OSW (OVER-SIZED WASHER)

- PVC or polycarbonate to wood
- EPDM bonded washer provides weathertight seal during expansion/contraction
- Long-life coated for extended corrosion resistance



Part No.	Description	Head Size	Bag/Case Qty.
12WG1015/LDW	#10 x 1-1/2"	1/4"	250/1000
12WG102/LDW	#10 x 2"	1/4"	250/1000

- Custom lengths are subject to a cutting charge.
- Cut to length parts are not returnable.


HDPE LAMINATED PANELS



Applications



Features and Benefits



HIGH DENSITY POLYETHYLENE (HDPE)

HDPE Laminated Panels are a structural panel specially designed with a unique combination of strength and durability. It is overlaid on either one or two sides with smooth or textured high-density polyethylene. It is the ideal panel for many applications.

HDPE Laminated Panels are made from a high density lightweight thermo-plastic overlay, permanently bonded to plywood with an exterior glue. Our structural substrates are designed and manufactured in strict compliance with U.S. and Canadian Product Standards.



FEATURES:

· Long Product Life:

HDPE Poly overlay acts as a protective wear surface against abrasion and reduces shear forces transmitted into the substrate. Poly overlay will not chip, crack or break.

· Chemical Resistance:

HDPE Poly overlay is resistant to attack by most common solvents, oils and alkalies.

· Maintains its Appearance:

The bright white colour is pigmented into the entire thickness of the overlay. Because of the non-stick characteristics of polyethylene, the surface is stain resistant and easy to clean. An ultra violet stabilizer is available for exterior use.

· Water Resistant:

Poly overlay is a 100% moisture barrier.

· Low Installation Cost:

Easy DIY. Common tools needed.

WARRANTY:

When properly installed, HDPE Panels are guaranteed against delamination and manufacturing defects for the life of the panel.

PEBBLED: PLYWOOD

Size

Part #

3/8" Plywood + .030 HDPE Poly..... Pebbled White4'x8' Sheet 40109

SMOOTH GLOSS: PLYWOOD

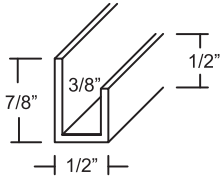
3/8" Plywood + .030 HDPE PolySmooth Gloss White....4'x8' Sheet 40120

HDPE LAMINATED PANELS - TRIMS & FASTENERS

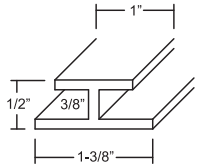
- White
- 8' lengths

TRIMS

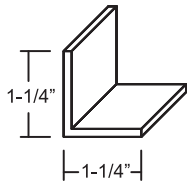
Part No. Description Case Qty



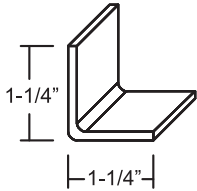
40200 J Trim 25



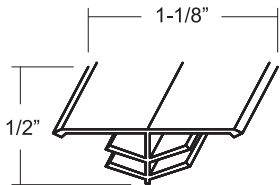
40210 H Divider 50



40240 Outside Corner 50



40250 Inside Corner 50



40260 T Moulding 100

NYLON RIVETS - 2 PIECE



2-Piece Nylon Rivets

Part No Description Colour

36RIV-1 1/4" x 1" White

36RIV-1 1/2" 1/4" x 1 1/2" White

- Sold per 100 pcs

INDEX

CANNONBALL DOORS AND ACCESSORIES

95 RE Series Prefinished Steel Doors.....	CB-2
2004 STB Series Prefinished Steel Doors.....	CB-2
Sliding Doors Guide.....	CB-3
Kwik Frame 1 1/2" Sliding Door System.....	CB-4 / 6
Kwik Frame Individual Components	CB-7
Bigg Frame 3 1/2" Sliding Door System	CB-8 / 10
Bigg Frame Individual Components	CB-11
Girts & Fasteners.....	CB-12
Keyhole Track Systems.....	CB-13 / 14
Quick-Track Systems	CB-15
Trolley Hangers	CB-16
Door Hardware & Accessories	CB-17 to 20



WALK DOORS




95 RE SERIES HEAVY DUTY ALL-STEEL INSULATED DOOR



- 26-gauge steel skin and a polyurethane core – a sturdy, durable choice.
- Pre-hung and pre-painted for fast installation and a finished look.
- Standard 1-3/4" thick panel easily works with window lites, door closers & other accessories – and factory installation of options saves on job site hassles.
- With a full thermal break, the TBE door prevents frost & condensation buildup on the interior panel and jamb.

3/0 x 6/8 ERE Walk Door (Economical Rolled Edge)
2273068ERE - White

3/0 X 6/8 TBE Walk Door (Thermally Broken Panel & Jamb)
2273068TBE - White



The 95 door has a dual contact door sweep for reduced heat gain/loss.



With dual contact weatherstrip & a thermally broken threshold, the 95 is ideal for weathersealing.

Actual Unit Size = 39-13/16" x 80-5/8"
Shipping Weight = 90 lbs.

Suggested rough opening: 41-1/2" x 82"

2004 STB SERIES DOOR PREFINISHED STEEL WITH THERMAL BREAK



4/0 X 6/8 Walk Door
756256 - White

Actual Unit Size = 48 5/8" x 80 5/8", Shipping Weight = 105 lbs

- 4' door

- **LOCK SETS NOT INCLUDED**
- All Doors feature a Universal 4-Way Swing, and come fully assembled, ready to install, for interior or exterior applications.

SLIDING DOOR SYSTEMS



WHAT SIZE IS YOUR DOOR?

**200 ft²
or less
per panel**

**Greater than
200 ft²
per panel**

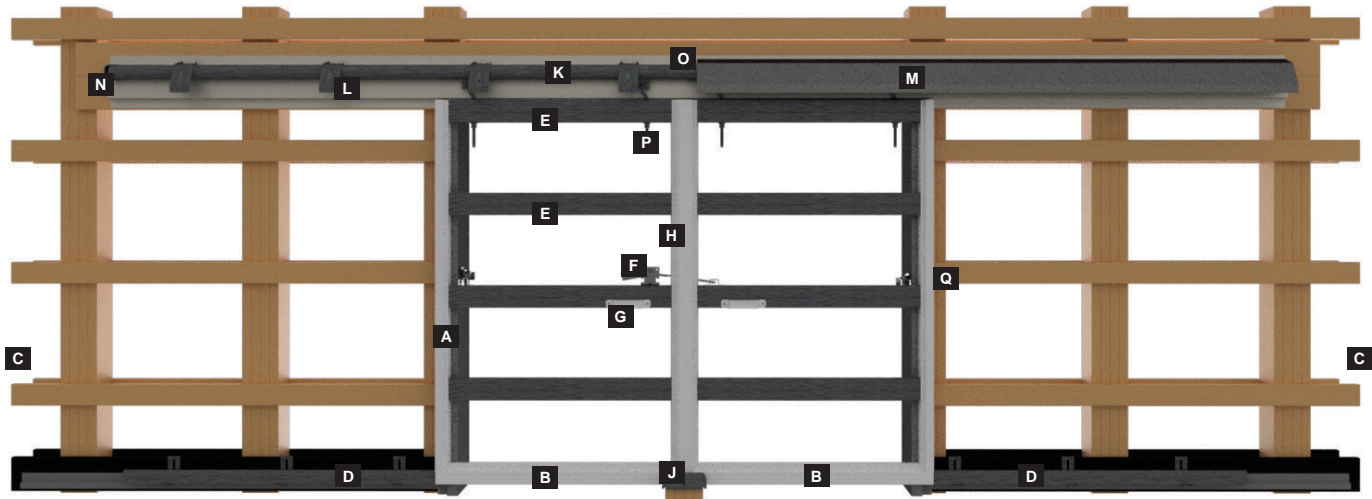
**KWIK-FRAME
SLIDING DOOR SYSTEM
(SEE PAGE CB-4)**

**BIGG-FRAME
SLIDING DOOR SYSTEM
(SEE PAGE CB-8)**

DOOR PANEL SQUARE FOOTAGE										
Door Panel Height	Door Panel Width (dimensions are for each individual door panel used)									
	6'	7'	8'	9'	10'	12'	14'	16'	18'	20'
8'	48	56	64	72	80	96	112	128	144	160
10'	60	70	80	90	100	120	140	160	180	200
12'	72	84	96	108	120	144	168	192	216	240
14'	84	98	112	126	140	168	196	224	252	280
16'	96	112	128	144	160	192	224	256	288	320
18'	108	126	144	162	180	216	252	288	324	360
20'	120	140	160	180	200	240	280	320	360	400

 = BIGG FRAME SYSTEM RECOMMENDED

KWIK-FRAME 1-1/2" SLIDING DOOR SYSTEM



KWIK-FRAME PARTS CHECKLIST

Single Sliding Door

- 2 vertical side rails (A)
- 1 bottom rail (B) with Adjust-A-Stop (C)
- 1 stay guide for at least 60% of the door width (D) or 1 stay roller (D)
- steel horizontals (E) (2' o.c. throughout)
- 2 door latches (Q)
- 1 door pull (G)

Double Sliding Door

- 3 vertical side rails (A)
- 1 vertical double couple (H)
- 2 bottom rail (B) with Adjust-A-Stop (C)
- 2 stay guide for at least 60% of the door width (D) or 2 stay roller (D)
- steel horizontals (E) (2' o.c. throughout)
- 2 jamb latches (Q) and 1 center latch (F)
- 2 door pulls (G)
- 1 center guide (J)

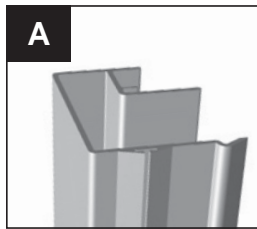
Track

- Track (K) should be twice the width of the door opening
- 1 track bracket (L) for every two feet of track
- Track cover (M) should be same length as the track
- 2 end caps (N) per track run
- Splice collar (O) 1 per each track splice


Trolleys

- a single sliding door leaf requires 1 pair of trolleys (P)
- a double leaf door requires 2 pair of trolleys (P)


KWIK-FRAME 1-1/2" SLIDING DOOR SYSTEM




Vertical Side Rail
#200




Bottom Rail
#244




Adjust-A-Stop
#710899




Stay Guide
6', 8' & 10' Lengths




Offset Stay Roller
#710806




Horizontal Box Girt
#235



Ag Girt
#37Girt



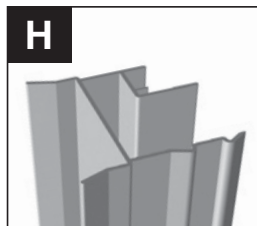
Center Latch - 15"
#714380




Jamb Latch - 7"
#728106




Jumbo Door Pull
#710654



Vertical Double Couple
#216



Center Stop
#711271



Keyhole Track
8', 10', 12', 16', 20'



Universal Bracket
#646505



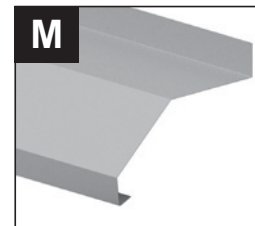
Face Mount Track
Bracket
#646512




Track & Cover Bracket
#646513



Double Track Bracket
#646801



Track Cover
10'6" Length




Double Track Cover
10'6" Length



Track End Caps
#711489




Face Mount End Trim
#711210



Splice Collar
#646501



Trolley - 9.5
#714497

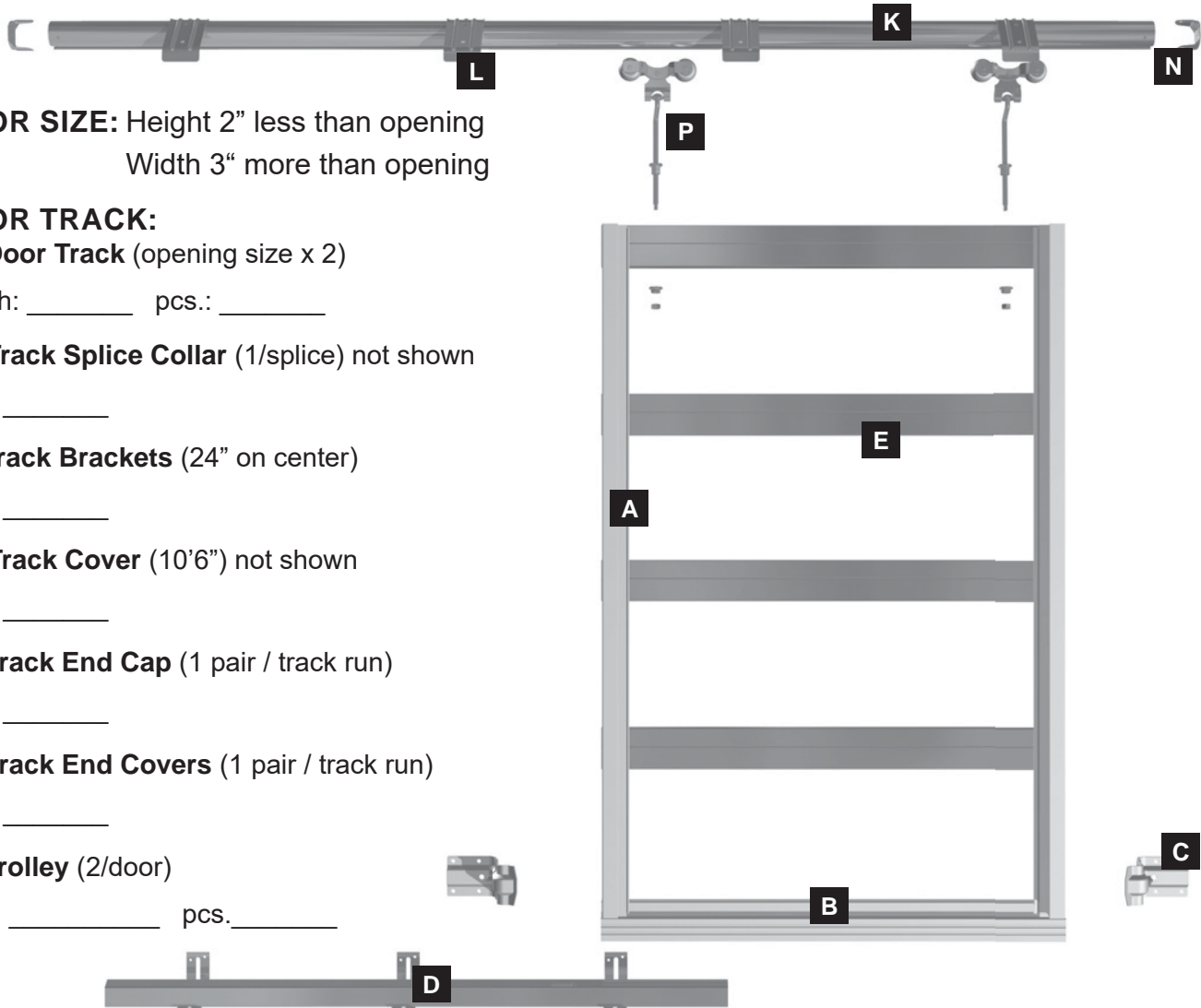


Trolley - Single
#714496



Cam Latch
#711504

KWIK-FRAME 1-1/2" SLIDING DOOR SYSTEM - WORKSHEET



DOOR SIZE: Height 2" less than opening
Width 3" more than opening

DOOR TRACK:

(K) Door Track (opening size x 2)

length: _____ pcs.: _____

(O) Track Splice Collar (1/splice) not shown

pcs.: _____

(L) Track Brackets (24" on center)

pcs.: _____

(M) Track Cover (10'6") not shown

pcs.: _____

(N) Track End Cap (1 pair / track run)

pcs.: _____

(N) Track End Covers (1 pair / track run)

pcs.: _____

(P) Trolley (2/door)

style: _____ pcs.: _____

DOOR GUIDES:

(D) Stay Rollers (1/door) pcs.: _____

(Q) Jamb Latches (2/door) pcs.: _____

(G) Door Handles (1/door) pcs.: _____

(C) Jamb Mount Stop (1/door) pcs.: _____

Note: When using stay guide rail system, use jamb mount stop for the door stop.

(D) Stay Guide Rail

Note: Length needs to be 60% of door width. Use with alum. bottom door rail.

length: _____ pcs.: _____

DOOR RAILS:

(A) Vert. Side Rail (length of door height, 2/door)

length: _____ pcs.: _____

(B) Bottom rail (length of door width, 1/door)

length: _____ pcs.: _____

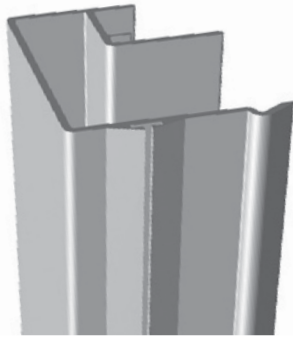
(E) Box or ag girts (length of door width, 24" o.c.)

length _____ pcs.: _____

INSTALLATION NOTES:


- Door track length is to be double the width of the opening size.
- Single trolleys will support a door up to 450lbs.

**KWIK-FRAME 1-1/2" SLIDING DOOR SYSTEM
INDIVIDUAL COMPONENTS**




#200 VERTICAL SIDE RAIL

Length	Part #	Lbs/per Unit
8 Ft.	200B-8	6.1
10 Ft.	200B-10	7.6
12 Ft.	200B-12	9.1
14 Ft.	200B-14	10.6
16 Ft.	200B-16	12.2
18 Ft.	200B-18	13.68
20 Ft.	200B-20	15.20




#216 VERTICAL DOUBLE COUPLE

Length	Part #	Lbs/per Unit
8 Ft.	216B-8	7.5
10 Ft.	216B-10	9.3
12 Ft.	216B-12	11.1
14 Ft.	216B-14	13.0
16 Ft.	216B-16	14.9
18 Ft.	216B-18	16.7
20 Ft.	216B-20	18.6



#244 BOTTOM DOOR RAIL

Length	Part #	Lbs/per Unit
8 Ft.	244-8.....	8
10 Ft.	244-10.....	10
12 Ft.	244-12.....	12
14 Ft.	244-14.....	14
16 Ft.	244-16.....	16
18 Ft.	244-18.....	18
20 Ft.	244-20.....	20

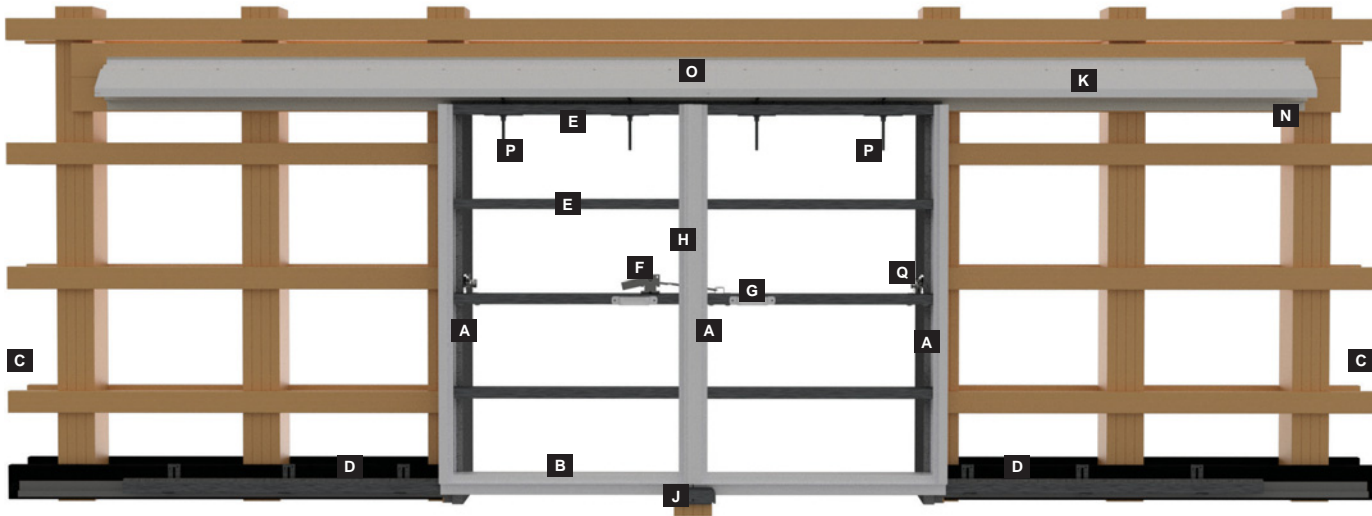


STAY GUIDE

Length	Part #	Lbs/per Unit
6 Ft.	724574-6.....	10
8 Ft.	724575-8.....	13
10 Ft.	724576-10.....	16
Hardware Package	724580	

Continuous Door Bottom Guide System for use with #244 & #394 bottom rails. Brackets and hardware included for easy installation. **(Use length closest to 60% of door panel width).**

BIGG-FRAME 3-1/2" SLIDING DOOR SYSTEM



BIGG-FRAME PARTS CHECKLIST

Single Sliding Door

- 2 vertical side rails (A)
- 1 bottom rail (B) with Adjust-A-Stop (C)
- 1 stay guide for at least 60% of the door width (D) or 1 stay roller (D)
- steel horizontals (E) (double horizontals at top and 2' o.c. throughout)
- 2 jamb latches (Q)
- 1 door pull (G)

Double Sliding Door

- 3 vertical side rails (A)
- 1 vertical double couple (H)
- 2 bottom rail (B) with Adjust-A-Stop (C)
- 2 stay guide for at least 60% of the door width (D) or 2 stay roller (D)
- steel horizontals (E) (double horizontals at top and 2' o.c. throughout)
- 2 jamb latches (Q) and 1 center latch (F)
- 2 door pulls (G)
- 1 center guide (J)

Track

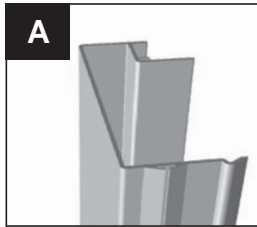
- Quick Track (K) should be twice the width of the door opening
- 2 end caps (N) per track run
- Splice collar (O) 1 per each track splice

Trolleys

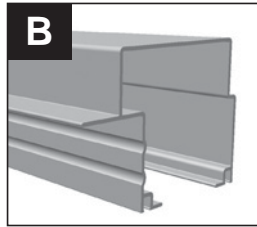
- a single sliding door leaf requires 1 pair of trolleys (P)
- a double door requires 2 pair of trolleys (P)

Note: Doors over 200 sq. ft. require double truck trolleys. (P)


BIGG-FRAME 3-1/2" SLIDING DOOR SYSTEM




Vertical Side Rail
#391




Bottom Rail
#394



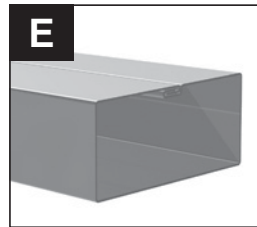
Adjust-A-Stop
#710899




Stay Guide
6', 8' & 10' Lengths




Offset Stay Roller
#710806




Horizontal Box Girt
#235




Center Latch - 15"
#714380




Jamb Latch - 7"
#728106




Jumbo Door Pull
#710654



Vertical Double Couple
#396



Center Stop
#711271



Quick Track



Track End Caps
#711489



Splice Collar
#465101

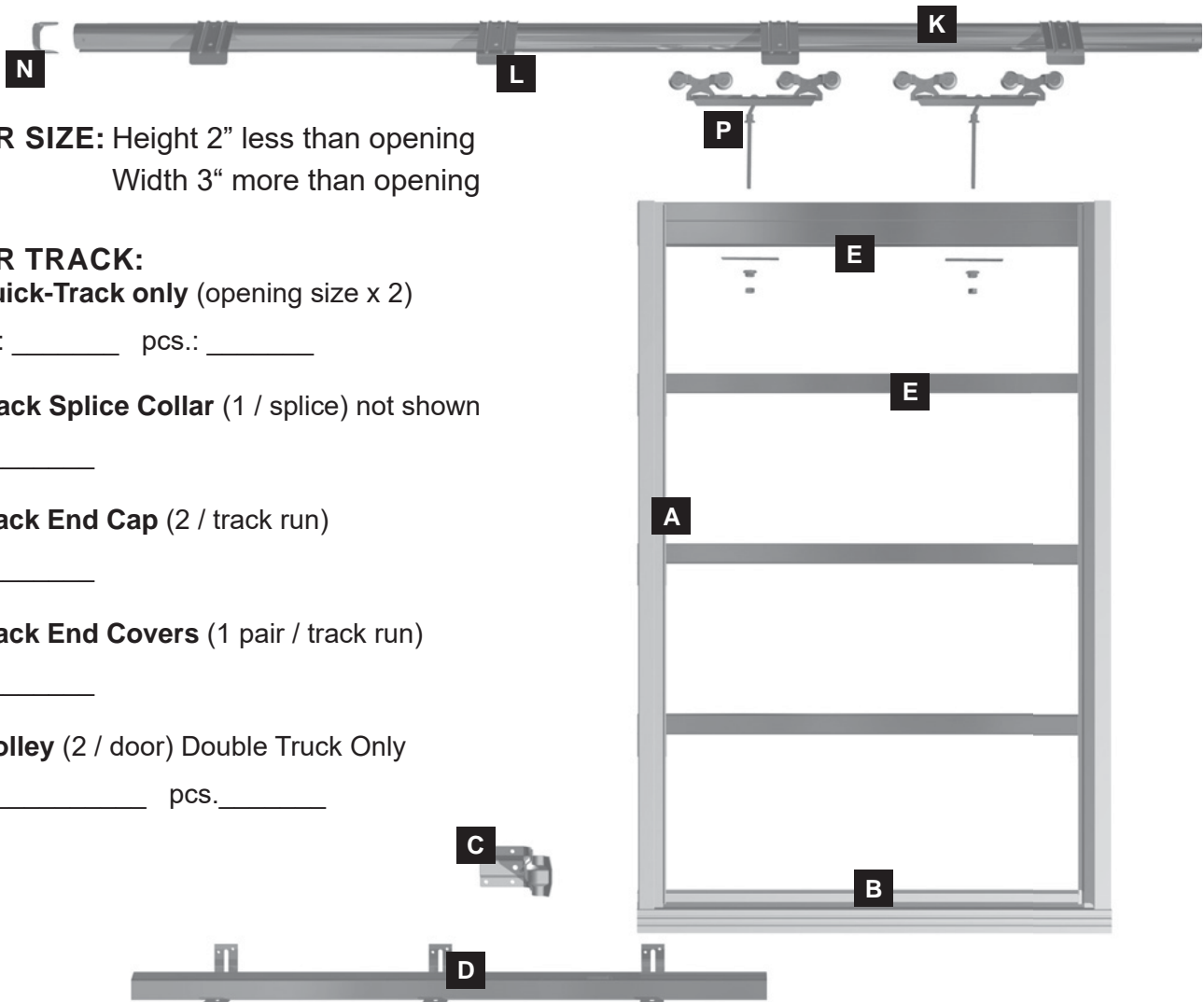


Trolley - Double
#714420



Cam Latch
#711504

BIGG-FRAME 3-1/2" SLIDING DOOR SYSTEM - WORKSHEET



DOOR SIZE: Height 2" less than opening
Width 3" more than opening

DOOR TRACK:

(K) Quick-Track only (opening size x 2)

length: _____ pcs.: _____

(O) Track Splice Collar (1 / splice) not shown

pcs.: _____

(N) Track End Cap (2 / track run)

pcs.: _____

(N) Track End Covers (1 pair / track run)

pcs.: _____

(P) Trolley (2 / door) Double Truck Only

style: _____ pcs.: _____

DOOR GUIDES:

(D) Stay Rollers (1/door) pcs.: _____

(Q) Jamb Latches (2/door) pcs.: _____

(G) Door Handles (1/door) pcs.: _____

(C) Adjust-A-Stop (1/door) pcs.: _____

Note: When using stay guide rail system, use adjust-a-stop stop for the door stop.

(D) Stay Guide Rail

Note: Length needs to be 60% of door width. Use with alum. bottom door rail.

length: _____ pcs.: _____

DOOR RAILS:

(A) Vert. Side Rail (length of door height, 2/door)

length: _____ pcs.: _____

(B) Bottom rail (length of door width, 1/door)

length: _____ pcs.: _____


(E) Horz. box girts (length of door width, 24" o.c., double horizontals at top)

length _____ pcs.: _____

INSTALLATION NOTES:


- Door track length is to be double the width of the opening size.
- Single trolleys will support a door up to 800lbs.

**BIGG-FRAME 3-1/2" SLIDING DOOR SYSTEM
INDIVIDUAL COMPONENTS**




#391 VERTICAL SIDE RAIL

Length	Part #	Lbs/per Unit
12 Ft.	391-12.....	11
14 Ft.	391-14.....	13
16 Ft.	391-16.....	15
18 Ft.	391-18.....	17
20 Ft.	391-20.....	19




#396 VERTICAL DOUBLE COUPLE

Length	Part #	Lbs/per Unit
12 Ft.	396-12.....	12.0
14 Ft.	396-14.....	14.0
16 Ft.	396-16.....	16.3
18 Ft.	396-18.....	18.4
20 Ft.	396-20.....	20.4



#394 BOTTOM DOOR RAIL

Length	Part #	Lbs/per Unit
12 Ft.	394-12.....	13.3
14 Ft.	394-14.....	16.9
16 Ft.	394-16.....	19.3
18 Ft.	394-18.....	21.8
20 Ft.	394-20.....	24.2



STAY GUIDE

Length	Part #	Lbs/per Unit
6 Ft.	724574-6.....	10
8 Ft.	724575-8.....	13
10 Ft.	724576-10.....	16
Hardware Package.....	724580	

Continuous Door Bottom Guide System for use with #244 & #394 bottom rails. Brackets and hardware included for easy installation. (Use length closest to 60% of door panel width).


NOTE: BIGG FRAME DOOR SYSTEMS REQUIRE DIFFERENT MOUNTING BRACKETS AND COVERS THAN STANDARD DOORS. PLEASE CALL FOR INSTALLATION DETAILS.

GIRTS & FASTENERS



HORIZONTAL BOX GIRTS (20 GA.)

Length	Part #	Lbs/per Unit
8'	235-8	10.4
10'	235-10	13.0
12'	235-12	15.5
14'	235-14	18.2
16'	235-16	20.8
18'	235-18	23.4
20'	235.20	26.0



AG-GIRTS (20 GA.)

Length	Part #	Lbs/per Unit
8'	37GIRT-8	6.0
10'	37GIRT-10	7.5
12'	37GIRT-12	9.0

SELF DRILLING FASTENER


- Door verticals to girts
- Zinc coated for corrosion resistance



Part No.	Description	Point	Head/Drive	Drilling Capacity
25-2240	8-18 x 1/2	#2	Pan Head/Robertson	.120 - 11GA


SELF DRILLING FASTENER

- Steel siding to girts
- Long-life coated for extended corrosion resistance



Part No.	Description	Point	Head	Drilling Capacity
25-2510W	10 - 16 x 1	#3	5/16 Hex	.160 - 5/32.

KEY- HOLE TRACK SYSTEMS



KEY-HOLE TRACK

14 GA. galv. track. Patented key-hole design makes this track the most versatile of the track systems. Key holes are punched every two feet for mounting brackets. Shipping weight - 2lbs/ft

Length	Part #
8'	643836
10'	643837
12'	711061
14'	711062
16'	711063
18'	711064
20'	711065



FACE-MOUNT BRACKET FOR TRACK AND COVER

May be used on 1" or 2" track plank. Galvanized, for doors up to 3 3/4" thick.

· Retail pack contains 65 pcs.

Part #
646513



FACE-MOUNT BRACKET FOR TRACK ONLY

May be used on 1" or 2" track plank. Galvanized brackets.

· Retail pack contains 150 pcs.

Part #
646512



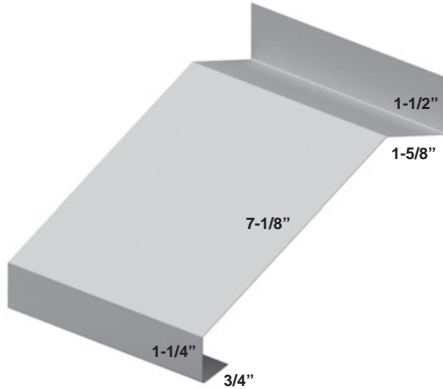
TOP-MOUNT KEYHOLE BRACKET FOR TRACK AND COVER

For doors up to 3 3/4" thick. Galvanized. Use with 2" track plank only.

· Retail pack contains 55 pcs.

Part #
646519

KEY- HOLE TRACK SYSTEMS



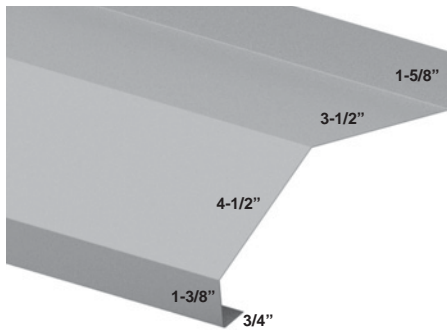
FACE-MOUNT TRACK COVER FOR 2" TRACK PLANK
10'6" length. 12'6", 14'6", 16'6" also available.

Part #
646225 Painted
646224 Galv.



FACE-MOUNT COVER END TRIM - WHITE ONLY
Two required for each track cover run. Packaged per pair with screws in a bag.
· Retail pack contains 30 pair.

Part #
711210



TOP-MOUNT TRACK COVER
10'6" length. 12'6", 14'6", 16'6" also available.
This cover is used for both top mount key-hole track and top mount bracket track.

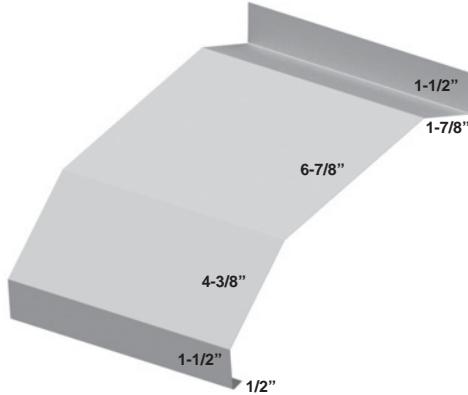
Part #
646226 Painted
646227 Galv.



TOP-MOUNT COVER END TRIM - WHITE ONLY
Packaged per pair with screws in a bag.
· Retail pack contains 20 pair.

Part #
711212

KEY- HOLE TRACK SYSTEMS




DOUBLE TOP-MOUNT TRACK COVER

10'6" length. 12'6", 14'6", 16'6" also available.

This cover is used for two parallel runs of track. Usually used for "quad" bypassing doors.

Part #
646226C Painted
646227C Galv.

**QUICK TRACK SYSTEM
(FITS BOTH KWIK FRAME AND BIGG FRAME)**



QUICK TRACK

Top Mounted 14 GA Galv. track with heavy 18 GA. white cover designed to give weather protection for doors up to 7 1/2" thick. Mounting holes every 4". Shipping weight = 3.8 lbs /ft.

Length	Part #
8'	711158
10'	711159
12'	711160



END COVER TRIM PACKAGE - WHITE ONLY

FOR QUICK TRACK ONLY. One pair required for each track run. Packaged one pair with screws and end caps in plastic bag.
· Retail pack contains 25 pair.

Part #
711205


TROLLEY HANGERS



9 1/2" DELRIN 4-WAY ADJUSTABLE OFFSET "PENDANT BOLT" TROLLEY HANGER ASSEMBLY

Patented design allows doors to be adjusted up or down or moved in or out to eliminate door rub from inside of building. Use on wood or metal door frames. Packaged one pair per box. Shipping Weight 4.8 lbs/pair. Retail pack contains 6 pcs. For use on doors up to 450 lbs.

Part #
714497
462033 Bolt only



DELRIN ADJUSTABLE TROLLEY HANGER ASSEMBLY

With galvanized mounting plates. Recommended for solid wood doors up to 1 13/16" in thickness. Packaged two trolleys per box with fasteners and adjusting wrench. Shipping weight = 6.7 lbs per/pair. For use on doors up to 450 lbs.


Part #
714496



DELRIN DOUBLE TRUCK TROLLEY HANGER ASSEMBLY

For use on doors from 400 to 800 lbs. One pair per door.
· Includes 9-1/2" pendant bolts and Trolley Plate for Bigg Frame doors
· Shipping weight = 10 lbs per/pair


Part #
714420



Trolley Plate
(included with Double Truck Trolleys)

Part #
714424

DOOR HARDWARE & ACCESSORIES



SPLICE COLLAR

Galvanized with locking lugs to hold track firmly in place and keep from rotating. One required for each section of track less one.

· Retail pack contains 50 pcs.

Part #
465101




END CAPS

Packaged per pair with mounting bolts.

· Retail pack contains 30 pair.

Part #
711489




OFFSET/ADJUSTABLE GALVANIZED STAY ROLLER

Designed to allow 3-way adjustability to better hold doors close to building for protection against wind damage. Adjusts door from 5/16" to 3 5/8". Mounting holes are counter sunk to protect door finish.

Heavy 8 Ga. zinc plated back, with a 2" diameter non-marring Dupont roller. Can be inverted for anchoring in concrete.

· Retail pack contains 12 pcs.

Part #
710806



ADJUST-A-STOP - WHITE VINYL COATED

Adjustable for doors 2 3/4" to 4 1/4" in thickness. Recessed bolt head protects door finish. Lag bolts recommended for mounting heavy 10 ga. zinc plated and vinyl coated steel.

· Retail pack contains 18 pcs.

Part #
710899 (white)


DOOR HARDWARE & ACCESSORIES



JUMBO WHITE DOOR PULL

Vinyl coated heavy gauge steel for beauty and weather protection.
· Retail pack contains 60 pcs.


Part #
710654



GATE, STALL AND DOOR LATCH

Heavy duty 1/2 X 10" steel bolt, reversible for right or left hand installation. Zinc plated in plastic bag with hardware and installation instructions.

Part #
710586




CAM LATCH

One handed operation. Raise lever to open, push down to latch. Pulls down securely against jamb, to stop wind from rattling and damaging doors. Can only be operated from inside the building for security. Can be reversed by removing center screw and turning hook around. Zinc-plated steel.

· Retail pack contains 16 pcs.

Part #
711504



JAMB LATCH (7")

An adjustable jamb latch at a great price with CannonBall quality. That means smooth, even finish, heavy-duty operation.

· Retail pack contains 16 pcs.

Part #
728106 (7")


DOOR HARDWARE & ACCESSORIES



CENTER DOOR LATCH

Designed to work well on sliding doors. Reversible, so can be used for either left or right hand application. Includes two styles of latch catches. Adjustable for different thickness of wood or metal frame doors.

Part #
714380



CENTER DOOR GUIDE & STOP PACKAGE

Package contains 2 – 710950 halves and 1 – center stop.

Part #
711271



UNIVERSAL SIDE BRACKET

Zinc plated for use when mounting a single run of track. Install with 3/8" x 1 1/2" lag bolts.

Part #
646505



UNIVERSAL DOUBLE SIDE BRACKET

Zinc plated. For mounting two parallel runs of track. Usually used for bypassing doors.

Part #
646801

DOOR HARDWARE & ACCESSORIES



CEILING BRACKET

Zinc plated. Permits one or more runs of track to be mounted to ceilings on overhead support.

Part #
646602



BOLT-HUNG BRACKET

Zinc plated. May be used whenever it is necessary to hang track from metal construction on 1/2 - 13 X 1 1/2" Bolt, less nuts.

Part #
649017

INDEX


FASTENERS

Tru-Grip Type 17, Tru-Grip GT Fasteners.....	FS-2
Stitch Screws.....	FS-3
Self Drilling Fasteners	FS-4
Non-Washed Fasteners	FS-5
Miscellaneous Fasteners.....	FS-6
Fastener Box/Pallet Specifications	FS-7




TRU-GRIP TYPE 17 HILO

- Metal to wood (eg. Roof / wall panel to wood)
- HWH (Hex Washer Head) ensures positive contact with driver bit and reduces paint scuffing
- Type 17 fastener point design is extra sharp for quick installation
- Hi Lo thread design displaces less material providing high pullout values and less energy requirement for tools
- EPDM bonded washer provides weathertight seal in the harshest conditions
- Zinc coated for corrosion resistance




Part No.	Size	Head Size	Bag/Case Qty.
12WG101HL.....	#10 x 1"	1/4"	250/3000
12WG1015HL.....	#10 x 1 1/2"	1/4"	250/2000
12WG102HL.....	#10 x 2"	1/4"	250/1500
12WG1025HL.....	#10 x 2 1/2"	1/4"	250/1000
12WG103HL.....	#10 x 3"	1/4"	250/1000
12WG1035	#10 x 3-1/2"	1/4"	250/750
12WG104	#10 x 4"	1/4"	250/500

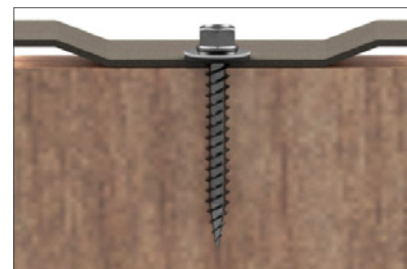


TRU-GRIP GT


- Metal to wood (eg. Roof / wall panel to wood)
- HWH (Hex Washer Head) ensures positive contact with driver bit and reduces paint scuffing
- EPDM bonded washer provides weathertight seal in the harshest conditions
- Non-walking point for fast material engagement
- Long-life coated for extended corrosion resistance



Part Number	Size	Head Size	Bag/Case Qty.
12WG141	#14 x 1"	3/8"	250/2500
12WG1412	#14 x 1 1/4"	3/8"	250/1500
12WG1415	#14 x 1 1/2"	3/8"	250/1500
12WG1420	#14 x 2"	3/8"	250/1000
12WG1425	#14 x 2 1/2"	3/8"	250/1000
12WG1430	#14 x 3"	3/8"	250/750
12WG1435	#14 x 3-1/2"	3/8"	250/500
12WG1440	#14 x 4"	3/8"	250/500




STITCH SCREWS (PANEL LAPS)



- Metal to metal (eg. Roof / wall panel to panel)
- HWH (Hex Washer Head) ensures positive contact with driver bit and reduces paint scuffing
- EPDM bonded washer provides weathertight seal in the harshest conditions
- Long-life coated for extended corrosion resistance

Part No.	Description	Head Size
25-1270 12 x 3/4"	1/4"




- Metal to metal (eg. Roof / wall panel to panel)
- Drilling capacity up to 0.135" - 10 GA.
- HWH (Hex Washer Head) ensures positive contact with driver bit and reduces paint scuffing
- EPDM bonded washer provides weathertight seal in the harshest conditions
- Long-life coated for extended corrosion resistance


Part No.	Description	Drill Point	Head Size
25-1790W 1/4 - 14 x 7/8"	#1	5/16"

SELF-DRILLING FASTENERS FOR METAL BUILDINGS

- Metal to metal (eg. Roof / wall panel to panel / structural steel)
- HWH (Hex Washer Head) ensures positive contact with driver bit and reduces paint scuffing
- Drilling capacity up to 0.500"
- EPDM bonded washer provides weathertight seal in the harshest conditions
- Long-life coated for extended corrosion resistance




25-1590W shown



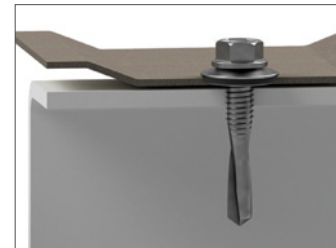
Part No.	Description	Drill Point	Head Size	Drilling Capacity
25-1420W	12-14 X 3/4	#3	5/16	.210 - 5GA
25-1490W	12-14 X 1	#3	5/16	.187 - 3/16
25-1590W	12-14 X 1-1/2	#2	5/16	.187 - 3/16
25-1620W	12-14 X 2	#3	5/16	.210 - 5GA
25-1333000	12-14 X 3	#3	5/16	.210 - 5GA
25-1444000	12-14 X 4	#3	5/16	.210 - 5GA
25-1650W	12-24 X 7/8	#4	5/16	.250 - 1/4
25-1670W	12-24 X 1-1/4	#5	5/16	.500 - 1/2

METAL TO METAL APPLICATIONS

- Metal to metal (eg. Roof / wall panel to structural steel)
- HWH (Hex Washer Head) ensures positive contact with driver bit and reduces paint scuffing
- Up to .250 steel, where greater sheer strength is required
- EPDM bonded washer provides weathertight seal in the harshest conditions
- Available in zinc or long-life coating for extended corrosion resistance



25-1890W shown

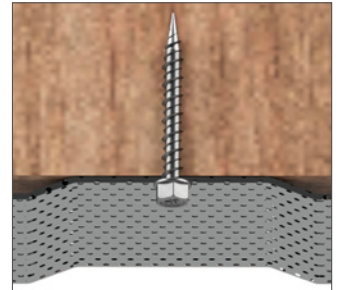



Part No.	Description	Drill Point	Head Size	Drilling Capacity	Coating
25-1850W	1/4 - 14 X 1	#3	3/8	.250 - 1/4	Long life
25-1890W	1/4 - 14 X 1-1/2	#3	3/8	.250 - 1/4	Long life
25-2460W	10 - 16 X 3/4	#3	5/16	.160 - 5/32	Long life
25-2510W	10 - 16 X 1	#3	5/16	.160 - 5/32	Zinc

NON-WASHERED FASTENERS

TRU-GRIP GT NON-WASHERED

- Metal to wood (eg. Soffit / interior panels / wall applications)
- HWH (Hex Washer Head) ensures positive contact with driver bit and reduces paint scuffing
- Long-life coated for extended corrosion resistance



· Used to fasten Pro-Rib Metal Soffit

Part Number	Size	Head Size	Bag/Case Qty.
125743.....	#10 x 1 1/2"	1/4"	250/2000

SELF-DRILLING FASTENERS NON-WASHERED

- Metal to metal
- Drilling capacity up to 0.160"
- HWH (Hex Washer Head) ensures positive contact with driver bit and reduces paint scuffing
- Available in zinc or long-life coating for extended corrosion resistance





25-2220 shown

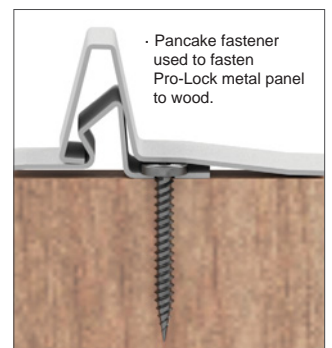
Part No.	Description	Drill Point	Head Size	Drilling Capacity	Coating
25-2460	10-16 X 3/4.....	#3.....	5/16160 - 5/32	Long life
25-2220	8-18 X 1/2.....	#2.....	1/4.....	.100	Zinc
25-2220CL.....	8-18 X 1/2.....	#2.....	1/4.....	.100	Long life

PANCAKE HEAD

- Metal to wood (eg. Wall or ceiling panel to wood)
- Combo drive for convenience
- Pancake head for low profile requirements
- Non-walking point for fast material engagement
- Available in zinc or stainless steel



· Pancake fastener used to fasten PVC Liner Panel to wood.




· Pancake fastener used to fasten Pro-Lock metal panel to wood.

Part No.	Description	Coating
12PAN101	#10x1"	Zinc
12PAN1015	#10x1-1/2"	Zinc
12PANSS-101	#10x1"	Stainless Steel
12PANSS-105	#10x1-1/2"	Stainless Steel
12PAN102	#10x2"	Zinc

MISCELLANEOUS FASTENERS

ONE-STEPPER


- PVC or polycarbonate to wood
- No need for pre-drilling with the aid of wings
- HWH (Hex Washer Head) ensures positive contact with driver bit and reduces paint scuffing



Part No.	Description	Material	Bag/Case Qty.
12-ONESTEP-SS	#12 x 1-1/4"	Stainless Steel	250/3000
12-ONESTEP-100	#12 x 1-1/4"	White Painted	250/3000
12-ONESTEP	#12 x 1-1/4"	Unpainted	250/3000

TRU-GRIP GT STAINLESS STEEL


- Metal to wood (eg. Roof / wall panel to wood)
- HWH (Hex Washer Head) ensures positive contact with driver bit and reduces paint scuffing
- EPDM bonded washer provides weathertight seal in the harshest conditions
- Non-walking point for fast material engagement
- Will not rust



Part No.	Description	Head Size	Bag/Case Qty.
305521SS	#9 x 1"	1/4"	250/3000
305541SS	#9 x 1 1/2"	1/4"	250/3000

TRU-GRIP GT OSW (OVER-SIZED WASHER)

- PVC or polycarbonate to wood
- HWH (Hex Washer Head) ensures positive contact with driver bit and reduces paint scuffing
- EPDM bonded washer provides weathertight seal during expansion/contraction
- Long-life coated for extended corrosion resistance



Part No.	Description	Head Size	Bag/Case Qty.
12WG1015/LDW	#10 x 1-1/2"	1/4"	250/1000
12WG102/LDW	#10 x 2"	1/4"	250/1000

FASTENER BOX/PALLET SPECIFICATIONS						
PART #	DESCRIPTION	PCS/BOX	Approx. BOX WEIGHT (lbs)	BOXES/PALLET	PCS/PALLET	Approx. PALLET WEIGHT (lbs)
12-WG101HL	#10 x 1" HiLo T17	3,000	22.50	48	144,000	1,080.00
12-WG1015HL	#10 x 1-1/2" HiLo T17	2,000	19.98	48	96,000	959.04
12-WG102HL	#10 x 2" HiLo T17	1,500	18.45	48	72,000	885.60
12-WG1025HL	#10 x 2-1/2" HiLo T17	1,000	14.50	48	48,000	696.00
12-WG103HL	#10 x 3" HiLo T17	1,000	16.90	48	48,000	811.20
12WG1035-098	#10 x 3-1/2" HiLo T17	750	15.75	48	36,000	756.00
12WG1040-098	#10 x 4" HiLo T17	500	22.00	48	24,000	1,056.00
12-WG141	#14 x 1" TruGrip	2,000	25.85	48	96,000	1,240.80
12-WG1412	#14 x 1-1/4" TruGrip	1,500	31.35	48	72,000	1,504.80
12-WG1415	#14 x 1-1/2" TruGrip	1,500	35.40	48	72,000	1,699.20
12-WG1420	#14 x 2" TruGrip	1,000	27.80	48	48,000	1,334.40
12-WG1425	#14 x 2-1/2" TruGrip	1,000	33.30	48	48,000	1,598.40
12-WG1430	#14 x 3" TruGrip	750	27.23	48	24,000	1,306.80
12-WG1435	#14 x 3-1/2" TruGrip	500	28.25	48	24,000	1,356.00
12-WG1440	#14 x 4" TruGrip	500	30.50	48	24,000	1,464.00
25-1270	12 x 3/4" Stitch Screw	3,000	28.80	48	144,000	1,382.40
25-1790W	1/4-14x 7/8" Stitch Screw	3,000	36.96	48	144,000	1,774.08
25-1420W	12-14 x 3/4" Self Drilling	3,000	32.10	48	144,000	1,540.80
25-1490W	12-14 x 1" Self Drilling	2,500	30.00	48	120,000	1,440.00
25-1590W	12-14 x 1-1/2" Self Drilling	1,500	34.00	48	72,000	1,632.00
25-1620W	12-14 x 2" Self Drilling	1,500	28.95	48	72,000	1,389.60
25-1333000	12-14 x 3" Self Drilling	750	19.43	48	48,000	932.40
25-1444000	12-14 x 4" Self Drilling	500	22.80	48	24,000	1,094.40
25-1650W	12-24 x 7/8" Self Drilling	2,000	23.60	48	96,000	1,132.80
25-1670W	12-24 x 1-1/4" Self Drilling	2,000	30.40	48	96,000	1,459.20
25-1850W	1/4-14 x 1" Self Drilling	1,500	18.40	48	72,000	883.20
25-1890W	1/4-14 x 1-1/2" Self Drilling	1,500	10.00	48	72,000	480.00
25-2510W	10-16 x 1" Self Drilling	2,500	25.75	48	120,000	1,263.00
125743	Tru-Grip GT Non-Washer	2,000	17.50	48	96,000	840.00
25-2460	10-16 x 3/4" Self Drilling NW	5,000	34.00	48	240,000	1,632.00
25-2220	8-18 x 1/2" Self Drilling NW	10,000	37.00	24	240,000	888.00
12PAN101	10 x 1" Pancake Head	3,000	21.30	48	144,000	1,022.40
12PAN1015	10 x 1-1/2" Pancake Head	2,000	20.00	48	96,000	960.00
12PAN-102	10 x 2" Pancake Head	1,500	24.00	48	72,000	1,152.00
12PANSS-101	10 x 1" Pancake Head SS	3,000	23.40	48	144,000	1,123.20
12PANSS-1015	10 x 1-1/2" Pancake Head SS	2,000	17.00	48	96,000	816.00



IN-STORE DISPLAY SYSTEM

Domtek's *inter-CHANGE* is an in-store display system constructed from modular panels and is designed to accommodate our product display boards.

Since its introduction Interchange has been getting rave reviews. "AWESOME!", "Convenient.", "We use it to train our staff.", "Saves me at least 10 minutes with each customer.", "We've sold a ton of material solely because of Interchange". These are all comments from our dealers using the system.

Interchange display can be ordered in a two-sided (DOUBLE) configuration or as boards only for direct placement on store walls. It is designed to be configured to meet your specific requirements. Best of all, it is provided at no charge to resellers who carry Domtek products.

For more information on Interchange or how we can customize an in-store display for you

DOUBLE

- Two-sided display system
- Accommodates up to 6 display boards
- Adjustable feet for uneven surfaces
- Part # 19DBL DISP ST
- 36" x 16" x 90"



Note: All display boards are 36" x 24" except for the Superboard which is 48" x 36".

PRO-Rib - #19 PR DISP



Pro-Lock - #19 PL DISP



TUFF-Rib - #19 TR DISP



7/8" Corrugated - #19 CORRUGATED



LO-Rib - #19LR DISP



Pro-Rib Metal Soffit - #19 SOFFIT DISP



PB-Rib - #19 PB DISP



Colour Selector - #19 COL SEL DISP




Note: All display boards are 36" x 24" except for the Superboard which is 48" x 36".

Trims & Accessories - #19 TRIP DISP



Ex-Cel - #19 EXC DISP



Bigfoot - #19 BIGFOOT



Literature - #19 LIT DISP



Kodiak - #19 KODIAK



Super Board - #19 SUPERBOARD



Kodiak Grey - #19 KODIAK GREY



Note: The Superboard is 48" x 36". It does not come with a handle but has holes for wall hanging.

DOMTEK BUILDING PRODUCT'S POLICY OF QUALITY AND DURABILITY IN THE MANUFACTURE OF ITS PAINTED ROOFING AND SIDING PRODUCTS, ARE REPRESENTED BY THIS LIMITED WARRANTY, UNLESS OTHERWISE NOTED. THIS WARRANTY IS VALID FOR A PERIOD OF FORTY (40) YEARS FROM THE DATE OF SHIPMENT.

WARRANTY COVERAGE

1. During the terms of this 40-year Limited Warranty, the painted panel will not perforate or fail structurally due to deterioration from red rust.
2. The paint will not:
 - A) Crack, check or peel (lose adhesion) for forty (40) years. This does not include micro-fracturing, which may occur in proper fabrication of the building parts.
 - B) Chalk in excess of a numerical rating of 8 when measured with the standard procedure specified in D4214-98, Method D659 on sidewalls for a period of thirty (30) years.
 - C) Chalk in excess of a numerical rating of 7 when measured with the standard procedure specified in D4214-98, Method D659, on roofs for a period of thirty (30) years.
 - D) Fade or change colour by more than 5 units of color for sidewall panels in accordance with the standard procedure of D-2244-02, for a period of thirty (30) years.
 - E) Fade or change colors by more than 6 units of colour for roof panels in accordance with the standard procedure of D-2244-02, for a period of thirty (30) years.
3. On non-vertical installations, the Products will not exhibit accumulation of red rust caused by acid rain on coated surfaces, for a period of ten (10) years on G-90, fifteen (15) years on G-60 HDG steel beyond 1/2 inch from edge of panel.

LIMITATIONS ON WARRANTY

1. This warranty is extended to the original buyer only and is not transferable or assignable.
2. Damage to the panels caused directly or indirectly by panel contact with fasteners is not covered by this warranty. The responsibility for selection of suitable long-lasting fasteners rest solely with the Buyer.
3. Steel shavings or minute particles from sawing sparks that come into contact with the pre-painted finish is not covered by this warranty.
4. Minor color variances between separate orders are not covered by warranty.
5. Abnormal atmospheric conditions to which this Warranty does not apply include, but are not limited to hail, exposure to corrosive or harmful chemicals (whether solids, liquids or gases), airborne contaminants, animal wastes, exposure to salt water spray, decaying materials, wet absorptive material, and internal contamination created by improper ventilation or improper housekeeping. The warranty does not cover damage caused by acts of God, falling objects, external forces, explosions, fire, riots, civil commotion, act of war excessive radiations or other such similar or dissimilar occurrences beyond our control.
6. Defects or damage to the pre-painted finish of the steel roofing and side panels, after delivery by Domtek Building Products, resulting from handling, shipping, transit, processing, improper storage or installation, or prolonged moisture contact or contact with corrosives and/or similar materials are not covered by this warranty.

BUYER'S OBLIGATION

1. The Buyer shall inspect material when received from Domtek Building Products prior to installation so as to mitigate expenses involved in repairing, replacing or repainting defective sheets. The Buyer accepts responsibility upon receipt of the material in the conditions described in Paragraph 6 of Limitations on Warranty.
2. Any claim on account of a defect in the products or for any other cause whatsoever shall be deemed waived by Buyer unless written notice thereof is given to the Seller within thirty (30) days after discovery of the defect and within the applicable warranty period. Buyer must submit proof of purchase in the event of such claim. Seller shall be given reasonable opportunity to investigate all claims.
3. To be effective, the buyer shall include in all claims under this warranty adequate identification of materials involved in the claim, including original invoice.

EXCLUSIVE REMEDY

1. If it is determined by Domtek Building Products, upon inspection, that a claim for defective steel roofing and siding panels is valid, liability for breach of this Warranty and the sole remedy of the buyer shall be limited exclusively to the cost of either repairing, or replacing, nonconforming panels or sheets.
2. DOMTEK BUILDING PRODUCTS, ITS OFFICERS, DIRECTORS, SERVANTS AND AGENTS SHALL NOT BE LIABLE FOR ANY LOSSES, DAMAGE, EXPENSES WHETHER DIRECT, INDIRECT, OR CONSEQUENTIAL, CAUSED BY, OR RESULTING FROM, THE USE OF DEFECTIVE OR NON-CONFORMING STEEL PANELS AND SHEETS OR FOR ANY OTHER INCIDENTAL OR INCONSEQUENTIAL DAMAGES, AND THE TOTAL LIABILITY FOR DOMTEK BUILDING PRODUCTS, ITS OFFICERS, DIRECTORS, SERVANTS AND AGENTS IS EXPRESSLY LIMITED TO THE PURCHASE PRICE OF THE STEEL PANELS OR SHEETS. Without limiting the generality of the foregoing, the Warranty pertains to product only, and the seller shall not be liable for damages for or relating to labour or loss of use of structure or damage to contents of structure.



FORTY (40) YEAR WARRANTY PREPAINTED COLOURS

THE EXPRESS WARRANTIES AND REMEDIES STATED HEREIN ARE THE EXCLUSIVE WARRANTIES AND REMEDIES APPLICABLE TO THE PRODUCTS. ALL IMPLIED WARRANTIES, INCLUDING ANY IMPLIED WARRANTY OF MERCHANTABILITY OR FITNESS FOR A PARTICULAR PURPOSE, ARE EXPRESSLY EXCLUDED.

Agreed Procedure for Determining Conformation with Specification

For the purpose of determining whether an exposed panel meets the standards set forth above, all chalk, dirt and other film deposits on the area of the panel to be tested for colour must be removed by washing prior to evaluation.

To wash the test area, use a pad of 28/24 mesh cheesecloth and distilled water and a mild detergent cleaner. Wet the cheesecloth thoroughly with the cleaning solution and rub it, using moderate hand pressure, over an area of the panel approximately 4" x 4". Care must be taken to avoid any scratching, burnishing or other physical alteration of the coated surfaces.

After washing, as described above, flush off the test area with distilled water and allow to dry.

Failure to keep condensation or moisture from nested materials may result in damage or wet storage stain, voiding manufacturer's guarantee.

If project requires a material/finish warranty to be issued, completely fill out information below and submit to Domtek Building Products Customer.

PROJECT NAME: _____

PROJECT ADDRESS: _____

OWNER NAME: _____

INSTALLER NAME: _____

DOMTEK BLDG PRODUCTS INVOICE: _____

DOMTEK BUILDING PRODUCTS
REP SIGNATURE: _____



DOMTEK Building Products
P.O. Box 20078
Brandon, Manitoba
R7A 6Y8
1-800-665-1027

June 19, 2023

1. Domtek Building Products; PO Box 20078, Brandon, MB R7A6Y8 Phone: 1-800-665-1027 warrants its fasteners for the life of the panel as established by Domtek against the loss of structural integrity due to the effects of corrosion or metallurgical defects on the following terms ("Domtek Corrosion Warranty").
2. The warranty does not cover:
 - a. the threaded or shank areas of the screw (It only covers the head)
 - b. the aesthetic performance of the coatings (including paint blistering)
 - c. chemical or moisture attack from within the building or the build-up of unwashed corrosive salts or moisture under the cladding material
 - d. extreme pollution by chloride typical of marine splash and spray zones
 - e. contact with soil, ash, fertilizer, animal excrement, moisture retaining substances, lead, copper, other metals, chemical agents or airborne contaminants
 - f. salt water carried and deposited by cyclonic winds
 - g. accidental or intentional physical damage to the coating
3. Chalking, fading and colour change of the fastener will not exceed the limits established for the painted panels, as provided by the manufacturer.
4. The warranty is not transferable from the original owner of the structure on which the fasteners are used.
5. If Domtek determines that a warranty claim has been made out, it will provide the equivalent or same fasteners sufficient to replace the defective fasteners.
6. The liability of Domtek to you does not include or extend to direct, indirect, consequential or incidental damage including, without limitation, to any of the following:
 - a. labour costs associated with the removal or repair of defective fasteners or installation of replacement fasteners.
 - b. damage to property, injury to persons, loss of any income or any other indirect loss that is caused by or has arisen in any way by the defective fasteners.
7. This warranty is conditional upon:
 - a. fasteners being installed in accordance with Domtek product recommendations and any applicable standards and building codes.
 - i. Warranty is void if fasteners are installed using impact drivers
 - b. the fasteners being recommended by Domtek as suitable for use with its cladding material and being maintained as recommended by Domtek.
 - c. the fasteners, as supplied, not at any time coming into contact or being coated with an incompatible material including any post paint treatments or systems.
8. This warranty does not cover you for any loss or damage, wholly or partly due to an event beyond the reasonable control of Domtek including, without limitation; acts of God, external forces, explosions, fire, acts of war, excessive radiations, or other similar or dissimilar occurrences beyond Domtek's control.
9. To make a claim under this warranty, you must:
 - a. notify Domtek in writing of the claim by email to info@domtek.ca or by mail to the address given in section 1 not later than 30 days after the end of the warranty period.
 - b. provide Domtek with the following:
 - i. proof of purchase of the fasteners in respect of which the claim is made
 - ii. installer's name, phone number, date of installation and site address
 - iii. details of the fastener, colour and quantity used on the original installation
 - iv. photos from the site showing:
 - the building and roof/wall cladding containing the fasteners
 - close-up detail showing corrosion of the fasteners as installed in the roof or wall cladding.
 - v. details of the roof structure including cladding and batten material.
 - vi. five samples of the corroded fasteners; and
 - vii. access for a Domtek representative to inspect the jobsite at a mutually agreed time.

June 19, 2023